



2004 Sun Devil Baseball

ASU Media Relations
 (P) 480-965-6594
 (F) 480-965-5408
 Baseball SID Contact: Jeff Evans
 E-Mail: Jeff.Evans@asu.edu
 Website: www.TheSunDevils.com

2004 Record: 26-12, 5-7 Pac-10
 2004 Home Record: 20-9
 2004 Road/Neutral Record: 6-3
 2004 vs. Ranked Opponents 11-3
 ASU All-Time Record: 2,343-1,148-6
 Head Coach: Pat Murphy (759-361-4)

2004 Schedule and Results

(26-12, 5-7 Pac-10)

DATE	OPPONENT	RESULT/TIME
2/6	Florida State (#18)	W, 2-1
2/7	Florida State (#18)	W, 10-9
2/8	Florida State (#18)	W, 12-6
2/13	CS Northridge^	W, 13-3
2/14	Utah^	W, 11-0
2/15	Oklahoma^	L, 0-6
2/16	Gonzaga	W, 10-7
2/20	Lamar#	L, 4-5
2/21	Memphis#	W, 7-0
2/22	Rice# (#1)	W, 3-1
2/24	Arizona (#16)	W, 4-0
2/27	UConn	W, 18-2
2/28	UConn	W, 16-5
2/29	UConn	W, 18-11
3/5	East Carolina (#18)	W, 7-6
3/6	East Carolina (#18)	W, 6-5
3/7	East Carolina (#18)	W, 7-5
3/12	Tulane (#11)	L, 3-5
3/13	Tulane (#11)	W, 11-3
3/14	Tulane (#11)	W, 5-1
3/16	Oklahoma State (#33)	W, 3-2
3/17	Oklahoma State (#33)	W, 16-6
3/19	California*	L, 7-9
3/20	California*	L, 8-20
3/21	California	W, 8-4
3/26	Washington*	L, 1-11
3/27	Washington*	W, 9-4
3/28	Washington*	L, 6-8
4/2	USC*	W, 10-3
4/3	USC*	L, 5-14
4/4	USC*	L, 3-10
4/8	Oral Roberts (#24)	L, 7-9
4/9	Oral Roberts (#24)	W, 5-1
4/10	Oral Roberts (#24)	L, 5-6
4/12	Arizona	W, 9-5
4/16	at UCLA*	W, 12-4
4/17	at UCLA*	W, 4-3
4/18	at UCLA*	L, 10-11
4/23	at Washington State*	3 p.m.
4/24	at Washington State*	1 p.m.
4/25	at Washington State*	12 p.m.
4/27	at Wichita State (#10)	7 p.m.
4/28	at Wichita State (#10)	7 p.m.
5/3	New Mexico State	7 p.m.
5/4	New Mexico State	7 p.m.
5/14	Oregon State*	7 p.m.
5/15	Oregon State*	7 p.m.
5/16	Oregon State*	1 p.m.
5/18	at New Mexico	7 p.m.
5/19	at New Mexico State	6 p.m.
5/21	at Arizona*	7 p.m.
5/22	at Arizona*	7 p.m.
5/23	at Arizona*	1 p.m.
5/28	at Stanford* (#1)	6 p.m.
5/29	at Stanford* (#1)	1 p.m.
5/30	at Stanford* (#1)	1 p.m.

* Pac-10 Game,
 ^ Coca-Cola Classic (Surprise, Ariz.)
 # Coca-Cola Rice Baseball Classic (Houston, Texas)

Sports Weekly/ESPN #18	Baseball America NR
Collegiate Baseball NR	BoysWorld RPI #6

No. 18 Arizona State Sun Devil Baseball Continues Road Trip With Three-Game Series Against Washington State in Pullman.

Game 39-41

Arizona State Sun Devils (26-12, 5-7 Pac-10)

#18 Sports Weekly/ESPN; #6 BoysWorld RPI

Road 7-9



at Washington State Cougars (22-13, 4-5 Pac-10)



Pullman, Wash. • Bailey-Brayton Field (3,500) • April 23-25, 2004

PROBABLE PITCHERS

Apr. 23 at Washington State, 3 p.m. PST
 ASU - Jason Urquidez, RHP (8-2, 2.97 ERA)
 WSU - Aaron McKenzie, RHP (5-3, 4.14 ERA)

Apr. 24 at Washington State, 1 p.m. PST
 ASU - Jeff Mousser, RHP (2-3, 3.86 ERA)
 WSU - Aaron Troia, RHP (4-3, 5.21 ERA)

Apr. 25 at Washington State, 12 p.m. PST
 ASU - TBA
 WSU - Garrett Alwert, LHP (3-1, 4.50 ERA)

ASU vs. WASHINGTON STATE

All-Time Record vs. WSU: 26-5
Last Year: ASU sweeps series (21-0, 5-3, 25-0)

NATIONAL RANKINGS

Arizona State (26-12) is ranked No. 18 in the recent ESPN/Sports Weekly coaches poll. It marks the 90th straight week the Sun Devils have been ranked dating back to the start of the 2000 season. ASU dropped out of each the *Baseball America* and *Collegiate Baseball* polls for the first time since the end of the 2002 season. WSU (22-13) is not ranked.

MEDIA EXPOSURE

All three games of the WSU series will be broadcast on the radio or internet with Tim Healey and Bob Eger calling all the action from Bailey-Brayton Field. Friday's game will be carried on the internet only, while the Saturday and Sunday games will be on 1440 AM. All games are also available on www.TheSunDevils.com. Every game during the 2004 season will also have the statistical GameTracker on www.TheSunDevils.com

DID YOU KNOW?

ASU ranks second in the Pac-10 and 28th in the NCAA with a .319 batting average... Dustin Pedroia is coming off another solid week, going 9-for-16 (.563) in the last four games... Pedroia leads the Pac-10 and is 28th in the NCAA batting .419... the Devils are 5-1 all-time in Pullman against the Cougars... with three more new starting lineups last weekend, ASU now has used 33 different batting lineups this season... of ASU's 38 games, 23 have come against opponents that have been ranked at one time this season... ASU is 11-3 against ranked teams.

What's On Tap:

The Sun Devil Baseball team (26-12, 5-7 Pac-10) continues an eight-game road swing this weekend with a three-game Pac-10 series against the Washington State Cougars in Pullman, Wash. ASU is coming off a series victory on the road at UCLA and is currently in eighth place in the Pac-10 with a 5-7 record. The Devils are part of a tightly-bunched league race, only 1.5 games back of three teams tied for second place. ASU will play three of their last four conference series on the road, returning home to face Oregon State (May 14-16) and then take back to the road to face Arizona and Stanford. Following the trip to the Palouse, the Devils will travel to Wichita, Kan., for a two-game, non-conference set at Wichita State (Apr. 27-28). ASU plays 13 of their final 18 games on the road, including a regular season-ending eight-game road trip.

Recapping Last Week:

The Sun Devils won three of four games last week and ended a four-game series skid by defeating UCLA in two of three Pac-10 contests. The Devils started the successful week with a 9-5 win over Arizona, then took the first two games against the Bruins. ASU's bid for a fourth straight win and the series sweep ended with a 11-10 UCLA victory on Sunday. The Devils averaged 8.75 runs per game last week while hitting at a .328 clip. Junior shortstop Dustin Pedroia led Devils hitting .563 (9-for-16) with five walks and four runs scored. In two appearances on the mound, sophomore lefty Erik Averill had a 1.23 ERA giving up one run and four hits in 7.1 IP.

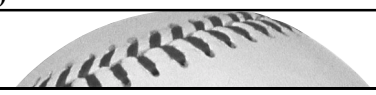
Quick Hits:

- Of ASU's 38 games this season, 23 have been played against teams that have been ranked or are currently ranked.
- Junior shortstop Dustin Pedroia has hits in 32 of ASU's 38 games and leads the Pac-10 hitting .419 with 18 2B.
- The Devils have used 33 different starting batting lineups and 25 different positional lineups this season.
- Travis Buck is second in the Pac-10 with 45 RBI and is hitting .343 (47-for-137) with seven HR and seven SB.
- Pedroia is sixth in the ASU record books with 267 career hits and a .388 career batting average (267-for-688).
- Jason Urquidez is tied for the Pac-10 lead and is sixth in the NCAA with eight wins. He is 8-2 with a 2.97 ERA.
- The Devils have been ranked in 90 consecutive national polls dating back to the start of the 2000 season.
- The Sun Devils feature three players on the roster from the state of Washington (Buck, Curtis, Webb).
- Senior 2B Nick Walsh is hitting .476 (20-for-42) in his last 10 games. He is hitting .410 in Pac-10 games.
- ASU is going through a bit of a home run drought, hitting only one in the last eight games and 0 in last five.



ARIZONA STATE UNIVERSITY

Sun Devil Baseball 2004



2004 National Polls

Baseball America (4/19)

1. Texas	38-5
2. Stanford	29-5
3. Rice	30-7
4. Miami	28-8
5. Long Beach State	26-9
6. Mississippi	31-6
7. Louisiana State	28-10
8. Notre Dame	30-5
9. East Carolina	31-6
10. South Carolina	26-10
11. Southern Mississippi	29-8
12. Wichita State	23-7
13. Oklahoma	25-13
14. Auburn	26-12
15. Virginia	32-7
16. UC Irvine	23-10
17. Texas A&M	32-11
18. Tulane	26-12
19. Oral Roberts	31-7
20. Arkansas	25-13
21. Tennessee	29-9
22. Nebraska	26-9
23. Central Florida	32-8
24. Vanderbilt	26-10
25. North Carolina	27-10

Sports Weekly/ESPN (4/19)

1. Texas	38-5
2. Stanford	29-5
3. Rice	30-7
4. Miami (Fla.)	28-8
5. Long Beach State	26-9
6. Mississippi	31-6
7. Notre Dame	30-5
8. LSU	28-10
9. South Carolina	26-10
10. Wichita State	23-7
11. Auburn	26-12
12. East Carolina	31-6
13. Southern Mississippi	29-8
14. Texas A&M	31-11
15. Tennessee	29-9
16. Nebraska	26-9
17. Virginia	32-7
18. Arizona State	26-12
19. Florida	28-11
20. North Carolina	27-10
21. Tulane	26-12
22. Oral Roberts	31-7
23. UC-Irvine	23-10-1
24. Arkansas	25-13
25. Oklahoma	25-13

Collegiate Baseball (4/19)

1. Texas	38-5
2. Stanford	29-5
3. Rice	30-7
4. Notre Dame	30-5
5. Miami (Fla.)	28-8
6. Long Beach State	26-9
7. Mississippi	31-6
8. LSU	28-10
9. UC Irvine	23-10-1
10. Tennessee	29-9
11. Wichita State	23-7
12. Florida State	26-13
13. Auburn	26-12
14. Oral Roberts	31-7
15. Virginia	32-7
16. East Carolina	31-6
17. Clemson	22-14
18. North Carolina	27-10
19. Arkansas	25-13
20. Nebraska	26-9
21. Florida	28-11
22. South Carolina	26-10
23. Southern Mississippi	29-8
24. Oklahoma	25-13
25. Central Florida	32-8

Pedroia For National Player of the Year:

Junior shortstop Dustin Pedroia is a leading candidate for Pac-10 and National Player of the Year honors. Through 38 games, Pedroia leads Pac-10 in hitting at .419 (65-for-155) with 48 runs scored, 18 doubles, five home runs and 33 RBI. He has hits in 32 of ASU's 38 games, including 18 multi-hit affairs and four games with two or more doubles. Pedroia also leads the Pac-10 in runs scored (48), hits (65), doubles (18), total bases (98), on-base percentage (.521) and is third with a .632 slugging percentage. As a sophomore, Pedroia hit .404 (120-for-297) and was named the Pac-10 Co-Player of the Year. He led the NCAA with 34 doubles, setting the ASU and Pac-10 single-season record and tied for third all-time in the NCAA record books. With 18 doubles this season, Pedroia now has 65 in his career, ranking fourth in the ASU career record books. He also has recorded 267 hits to rank 6th and his career .388 batting average (267-for-688) ranks sixth in the ASU record books. He has played and started all 164 games of his Sun Devil career and has recorded at least one hit in 139 games (85%). He has also recorded 86 career multi-hit games and is a .392 career hitter in 60 Pac-10 games (104-for-265). Additionally, the 2003 *Collegiate Baseball* Defensive Player of the Year has made only 19 errors in 725 total chances in the field for a career .974 FLD%. He was a two-year starter for the USA Baseball National Team and was named to the all-tournament team in the 2003 Pan American Games in Santo Domingo, Dominican Republic. Here is a look at Pedroia's season/career highlights and statistics:

- Among the league leaders in hitting (.419, 1st), hits (65, T-1st), runs (48, 1st), doubles (18, 1st) and total bases (98, 1st).
- Hit .563 (9-for-16) with four runs, five walks and one double in four games last week against Arizona and UCLA.
- Has a pair of 10-game hitting streaks this season and seven career streaks of 10 or more games.
- Broke a rare 0-for-10 streak by going 4-for-4 with a home run and a career-high five RBI against No. 11 Tulane (3/13).
- Second on the team with five home runs and has 10 in his career. Entered the season with only five career homers.
- Has recorded 18 multi-hit games this season and 86 in his career. Has four three-hit games and four, four-hit contests in 2004.
- Rated as the No. 28 overall position player by *Baseball America* for the 2004 MLB Draft.
- A career .388 (267-for-688) hitter to rank sixth in hits (267) and sixth in batting average in the ASU career record books.
- Has recorded at least one hit in 139 of 164 career games (85%) and has started every game of his career.
- Has hit 65 career doubles, ranking fourth in the ASU career record books. Needs five more doubles to reach third place.
- Set the ASU and Pac-10 single-season record with 34 doubles in 2003. Old ASU record was 30 by Chris Bando in 1978.
- Named the 2003 Pac-10 Co-Player of the Year with Stanford's Ryan Garko and was a first-team All-American.
- Played for the USA Baseball National Team in 2002 and 2003, leading Team USA to a bronze medal in the Pan Am Games.

Year	Avg	GP-GS	AB	R	H	2B	3B	HR	RBI	BB	SO	SB-ATT
2002....	.347	58-58	236	51	82	13	2	1	45	24	19	5-9
2003....	.404	68-68	297	83	120	34	3	4	52	36	13	3-7
2004....	.419	38-38	155	48	65	18	0	5	33	31	9	5-10
TOTAL...	.388	164-164	688	182	267	65	5	10	130	91	41	13-26

Pedroia Times Two:

Junior shortstop Dustin Pedroia is a doubles machine. Through ASU's first 38 games, Pedroia has 18 doubles to lead the Pac-10. He has picked up right where he left off in 2003, setting an ASU and Pac-10 record while leading the NCAA with 34 doubles. In 161 career games, the Woodland, Calif., native has 65 doubles to rank fourth in the ASU record books. He ranks 13th in the NCAA with 0.47 doubles per game this season.

Pedroia Ranks Sixth With 267 Career Hits:

With 267 career hits, junior shortstop Dustin Pedroia is approaching the career top five in ASU history. He recently passed Barry Bonds (1983-85), who had 247 during his three years in Tempe. After recording nine hits in the last four games, Pedroia moved into sixth place, passing ASU legends Bob Horner and Antone Williamson. The all-time school record is 322 set by Clay Westlake from 1973-76.

2004 ARIZONA STATE BASEBALL PROJECTED STARTING LINEUP

Arizona State Sun Devils (26-12 Overall, 5-7 Pac-10)

Batting Order	No.	Name (B/T)	Pos	Ht	Wt	Yr	Notes/Key Stats
1	2	Dustin Pedroia (R/R)	SS	5-8	180	Jr.	Leads Pac-10 hitting .419 with 18 2B, 5 HR, 33 RBI.
2	20	Nick Walsh (L/R)	2B	5-7	176	Sr.	Hitting .410 (16-39) in Pac-10 play, and .365 overall.
3	4	Travis Buck (L/R)	RF	6-3	210	So.	Leads team with 45 RBI and 7 HR. Homecoming trip.
4	16	Nick Cadena (R/R)	DH	6-1	200	So.	Power to all fields. Hitting .241 with 2 HR and 9 RBI.
or	37	Zechry Zinicola (R/R)	DH	6-1	205	Fr.	Two-way player with hits in 10 of 15 games (.283, 13x46).
or	19	Joel Bocchi (R/R)	DH	5-11	190	Jr.	Hitting .306 (15-for-49) with 3 doubles and 10 RBI.
5	10	Joe Persichina (L/R)	1B	6-0	180	Fr.	Hitting .333 (32-96). Six hits in last four games (.429).
or	32	Chris Cook (R/R)	1B	6-5	215	Jr.	Hitting .347 with 5 2B, 2 HR in 24 games (10 starts).
6	39	Tuffy Gosewisch (R/R)	C	5-10	185	Jr.	Johnny Bench Candidate hitting .344 with 2 HR and 25 RBI.
7	11	Jeff Larish (L/R)	LF	6-2	195	Jr.	All-American hitting .272 (40-147) with 14 2B, 2 HR.
8	15	Josh Asanovich (R/R)	3B	6-0	190	Jr.	Hitting .312 (24-77) with five 2B, 2 HR and 19 RBI.
or	6	Seth Dhaenens (L/R)	3B	6-1	175	Fr.	Solid defense at hot corner. Hitting .247 (18x73).
9	9	Colin Curtis (L/L)	CF	6-0	190	Fr.	Went 5-for-13 against UCLA. Hitting .307 with 4 HR.

Probable Pitching Rotation:

Day	No.	Name	Pos	Ht	Wt	Yr	Notes/Key Stats
4/23	34	Jason Urquidez	RHP	6-1	165	Jr.	8-2 with 2.97 ERA in 11 starts. Beat No. 1 Rice!
4/24	35	Jeff Mousser	RHP	6-2	215	Sr.	Senior transfer from BYU. 2-3 with 3.86 ERA in 10 starts.
---	47	Ty Marotz	RHP	6-2	200	Jr.	JC Transfer who is 0-0 with 4.30 ERA in 14.2 IP.
Rel	40	Pat Bresnehan	RHP	6-1	205	Fr.	3-2 with team-leading five saves and 4.86 ERA.
Rel	37	Zechry Zinicola	RHP	6-1	205	Fr.	Back in closer role. 3-2 with 4.21 ERA. 36 K's in 36.1 IP.
Rel	45	Erik Averill	LHP	6-2	190	So.	Veteran lefty who is 2-1 wit 5.71 ERA this season.
Rel	26	Pat Cassa	LHP	5-10	165	Fr.	Crafty lefty who is 2-1 with 1 save and 4.66 ERA.
Rel	21	Quentin Andes	RHP	6-2	194	Fr.	3-1 with two SV and 5.60 ERA in 13 G (17.2 IP).

*Rotation/Starting Lineup Subject to Change



Sun Devil Baseball 2004

Devils Ranked For 90th Straight Week:

After going 3-1 last week against Arizona and UCLA, Arizona State (26-12) moved up in the ESPN/Sports Weekly Coaches poll. ASU dropped completely out of the *Baseball America* and *Collegiate Baseball* polls in recent weeks, marking the first time since 2002 that ASU has not appeared in both. The Devils moved up three spots from No. 21 to No. 18 in the coaches poll, extending a streak of 90 consecutive weeks in the national rankings dating back to the start of the 2000 season. ASU entered the 2004 season ranked in all four of the national preseason polls (#7 CB, #10 SW, #11 NCBWA, #18 BA). ASU finished the 2003 season with a 54-14 record and earned a consensus top 10 ranking in all four national polls.

Buck Providing Power and Production:

Sophomore right fielder Travis Buck leads ASU in two of the three Triple Crown categories with seven home runs and 45 RBI. He is also second in the Pac-10 in RBI and leads the conference with 37 walks. He is also amongst the league leaders in runs scored (39, 9th), doubles (12, 9th), total bases (80, 10th), slugging percentage (.584, 10th), on-base percentage (.497, 25th) and home runs (7, 1-8th). Buck is hitting .343 (47-for-137) with 12 multi-hit games and leads the Devils with 11 multi-RBI contests. He also leads the team with five outfield assists and is 7-for-9 stealing bases. He was named Pac-10 Player of the Week and the Collegiate Baseball/Louisville Slugger National Player of the Week after going 10-for-12 (.833) with 13 RBI in the three-game series against UConn (2/27-29). The sophomore outfielder is a career .332 (125-for-376) hitter with 11 home runs, 98 runs scored and 91 RBI.

Buck Repeats As Pac-10 Player of the Week:

After going 5-for-10 with home runs in all three games against East Carolina, Travis Buck earned his second consecutive Pac-10 Player of the Week award. With his third career Pac-10 POW award, he became the 16th conference player to repeat and first since 1998 when Cal's Xavier Nady earned the award in consecutive weeks in 1998 (Apr. 27, May 4). He is the first Sun Devil since Oddibe McDowell in 1984 to earn back-to-back conference honors.

Five Times The Fun:

Travis Buck had a string of hitting a home run in five straight games dating back to the series-sweeping victory over Connecticut (2/29). He is the first Sun Devil to hit homers in five straight since single-season home run record holder Mitch Jones cleared the fences in five straight games during 2000 season against Florida State (2/6), Duke (2/11-13) and LSU (2/18).

A Triple Play For The Ages:

Leading 10-1 in the seventh inning in the series opener at UCLA (4/16), the Sun Devils completed a baseball oddity when they turned the first triple play in recorded school history. With no outs and runners on second and third, Bruin catcher Chris Denove hit what appeared to be a three-run home run over the right field fence. But, ASU sophomore outfielder Travis Buck leaped over the fence and pulled the ball back into play to record the out. He then relayed the ball to the infield where Dustin Pedroia and Seth Dhaenens recorded outs to complete the triple play. Instead of three runs, it was three outs.

Solid Defense Leads Devils To Series Victory Over UCLA:

The Sun Devils did not make an error in the three-game series at UCLA while winning the series, two-games to one. The trio of errorless games runs the 2004 total to 13 errorless games and marks the first time since the beginning of the 2003 season that the Devils have gone three straight games without an error. ASU's .970 fielding percentage ranks fourth in the Pac-10 and 28th in the nation. ASU also had no errors in the field and no walks on the mound in Saturday's 4-3 win.

Averill and Zinicola Go 15 Up, 15 Down:

In one of the most important games this season for the Sun Devils, the bullpen came to the rescue to give ASU a 4-3 victory over UCLA on April 17. Down 3-0 in the game with ace pitcher Jason Urquidez out of the game, the offense rallied to tie the game at 3-3, but more importantly, sophomore Erik Averill and freshman Zechry Zinicola kept the Bruins off the basepaths. Averill retired all 11 batters he faced in 3.2 perfect innings and Zinicola completed the come-from-behind win with 1.1 perfect innings (2 K's). In addition, Zinicola hit the game-winning sacrifice fly in the top of the ninth to put ASU up 4-3.

Urquidez Returns To Dominating On The Mound:

Junior right-handed pitcher Jason Urquidez is tied for the Pac-10 lead with eight wins, ranking sixth in the NCAA. The junior college transfer from Central Arizona College is 8-2 with a team-leading 2.97 ERA in 11 starts this season. In addition to leading the league in wins, he is also fourth in ERA (2.97), ninth in strikeouts (54) and fifth in opponents batting average (.244). Here is a look at Urquidez's game-by-game breakdown:

2004	Opp	S/R	W/L	IP	H	R	ER	BB-SO	Pitches
2/8	FSU (#18)	S	W	5.0	6	1	1	3-9	94
2/14	Utah	S	W	6.0	3	0	0	2-7	85
2/22	Rice (#1)	S	W	9.0	3	1	1	2-7	139
2/29	UConn	S	W	3.0	3	1	1	1-1	37
3/6	ECU (#18)	S	W	7.0	5	4	3	3-4	116
3/13	Tulane (#11)	S	W	5.2	4	1	1	5-5	103
3/20	California	S	L	1.1	4	3	3	2-0	42
3/26	Washington	S	L	4.1	5	5	3	4-6	77
4/2	USC	S	W	8.1	7	3	3	6-7	141
4/9	Oral Roberts	S	W	7.0	5	1	1	2-6	123
4/17	UCLA	S	---	4.0	8	3	3	0-2	73
Season Totals:		10	8-2	56.2	45	20	17	30-52	---

ASU HEAD COACH

Pat Murphy



Since inheriting the Sun Devil program in August of 1994, Arizona State Baseball Head Coach Pat Murphy has carefully nurtured the tradition of excellence in Tempe, at the same time establishing

himself as one of the top collegiate head coaches in the nation. He has guided Arizona State to top-12 national rankings in four of the past seven seasons, including an appearance in the 1998 College World Series national championship game. Murphy has combined to go 386-190-1 in his 10 seasons in Tempe and posts an all-time 28-20 record in NCAA Tournament action. He has a career 759-361-4 record in 19 seasons as a head coach. Murphy recorded his 700th victory at the Division I level on April 2, 2004 in a 10-3 win over USC. In 17 seasons split between Notre Dame and ASU, Murphy has averaged over 40 wins per season. ASU has been in 90 straight national polls under Murphy. The Sun Devils also set an NCAA record scoring in 506 straight games.

Month by Month at ASU:

January	40-4
February	100-34
March	97-64-1
April	91-54
May	54-30
June	4-5

Pat Murphy at ASU

Record at ASU	386-190-1
Pac-10	140-111
Non-Conference	243-79-1
NCAA Tournament	19-12

Opening Day Record	9-1 (16-1 overall)
Earliest Start	Jan. 15, 1999 (Utah)
Latest Start	Feb. 6, 2004 (Florida State)


Pat Murphy Year-by-Year

Career Record: 759-361-4/19th season
Division I Record: 704-306-2/17th season
Arizona State Record: 386-190-1/10th season

Year	School	Overall
2004	Arizona State	26-12
2003	Arizona State	54-14
2002	Arizona State	37-21
2001	Arizona State	37-20-1
2000	Arizona State	44-15
1999	Arizona State	39-21
1998	Arizona State	41-23
1997	Arizona State	39-22
1996	Arizona State	35-21
1995	Arizona State	34-21
1994	Notre Dame	46-16
1993	Notre Dame	46-16
1992	Notre Dame	48-15
1991	Notre Dame	45-16
1990	Notre Dame	46-12
1989	Notre Dame	48-19-1
1988	Notre Dame	39-22
1987	Claremont-Mudd Scripps	21-18-1
1986	Claremont-Mudd Scripps	24-16
1983	Maryville (Tenn.)	10-21-1



Sun Devil Baseball 2004



The Pedroia Record Watch

Career Batting Average:

1. Kevin Romine (1981-82)	408
2. Hubie Brooks (1977-78)	396
3. Willie Bloomquist (1997-99)	394
4. Mike Sodders (1980-81)	389
5. Dan McKinley (1995-97)	389
6. Chris Bando (1975-78)	388
Dustin Pedroia (2002-P)	388
8. Bob Horner (1976-78)	384
Casey Myers (1998-2001)	384
10. Roger Schmuck (1970-71)	381

Career Doubles:

1. Clay Westlake (1973-76)	88
2. Andrew Beinbrink (1996-99)	75
3. Antone Williamson (1992-94)	70
4. Dustin Pedroia (2002-P)	65
5. Casey Myers (1998-2000)	64

Career Hits:

1. Clay Westlake (1973-76)	322
2. Andrew Beinbrink (1996-99)	318
3. Casey Myers (1998-2001)	313
4. Gary Atwell (1970-73)	286
5. Mikel Moreno (1995-98)	277
6. Dustin Pedroia (2002-P)	267
7. Antone Williamson (1992-94)	264
8. Bob Horner (1976-78)	262
9. Dan Rumsey (1986-89)	261
10. Rick Peters (1974-77)	251
11. Barry Bonds (1983-85)	247

Single-Season Doubles:

1. Dustin Pedroia, 2003	34
2. Chris Bando, 1978	30
3. Antone Williamson, 1993	29
Steve Willis, 1988	29
5. Clay Westlake, 1976	26

Single-Season Hits:

1. Paul Lo Duca, 1993	129
2. Hubie Brooks, 1978	126
3. Kevin Romine, 1982	121
4. Dustin Pedroia, 2003	120

National/Pac-10 Awards

Pac-10 Player of the Week:

Dustin Pedroia	Feb. 24
Travis Buck	Mar. 2
Travis Buck	Mar. 8

Pac-10 Pitcher of the Week:

Jason Urquidez	Feb. 24
----------------	---------

National Player of the Week:

Urquidez (Feb. 24)	Collegiate Baseball
Urquidez (Feb. 24)	Sports Weekly
Urquidez (Feb. 25)	NCBWA
Urquidez (Feb. 26)	CBI
Buck (Mar. 1)	Collegiate Baseball
Buck (Mar. 3)	CBI (West Region)

Golden Spikes Watch List:

Dustin Pedroia

Clemens Award Watch List:

Jason Urquidez

Johnny Bench Award Watch List:

Tuffy Gosewisch

The .400 Club

Player	Avg.	Year
Paul Lo Duca	.446	1993
Mark Emster	.439	1999
Roger Schmuck	.434	1971
Hubie Brooks	.432	1978
Mike Sodders	.424	1981
Dan McKinley	.423	1997
Dustin Pedroia	.419	2004
Chris Bando	.415	1978
Willie Bloomquist	.414	1998
Casey Myers	.412	2000
Bob Horner	.412	1978
Kevin Romine	.410	1981
Kevin Romine	.406	1982
Ken Landreaux	.406	1976
Oddibe McDowell	.405	1984
Dustin Pedroia	.404	2003
Andrew Beinbrink	.402	1999

The Series History

Arizona State vs. Washington State

Date	ASU W/L	Score	Site
2/13/98	W	9-1	Tempe
2/14/98	W	6-5	Tempe
2/15/98	L	12-17	Tempe
4/9/99	W	10-9	Tempe
4/10/99	W	16-5	Tempe
4/11/99	W	14-9	Tempe
4/14/00	W	24-3	Pullman
4/15/00	W	3-1	Pullman
4/16/00	W	14-8	Pullman
4/12/01	L	1-2	Tempe
4/13/01	W	4-3	Tempe
4/14/01	W	14-4	Tempe
4/5/02	L	4-7	Pullman
4/6/02	W	13-7	Pullman
4/7/02	W	22-4	Pullman
4/25/03	W	21-0	Tempe
4/26/03	W	5-3 (10)	Tempe
4/27/03	W	25-0	Tempe

Totals (since 1995): 15-3 ---

at ASU: 10-2 (ASU leads)

at WSU: 5-1 (UCLA leads)

All-Time Series: 26-5 (ASU leads)

Arizona State Career Stats vs. Washington State:

Player	Avg.	G	AB	R	H	RBI	2B	3B	HR	SB
Bocchi	.200	3	5	1	1	1	0	0	0	0
Buck	.400	3	10	3	4	1	0	0	0	0
Cadena	.143	2	7	1	1	3	0	0	1	0
Gosewisch	.167	4	6	2	1	3	1	0	0	0
Larish	.318	6	22	9	7	9	1	0	1	0
McKenna	.400	2	10	1	4	5	1	0	0	0
Mesa	.417	3	12	2	5	3	0	1	0	0
Pedroia	.429	6	28	8	12	5	2	1	0	0
Walsh	.400	8	25	12	10	9	3	0	1	1

Player	ERA	W-L	SV	G	IP	H	R	ER	BB	SO
Averill	0.00	0-0	0	1	1.0	0	0	0	1	0
Bordes	0.00	0-0	0	2	1.1	1	0	0	3	2
Mousser	0.00	1-0	0	1	9.0	5	0	0	1	5

A Washington Homecoming:

Three Sun Devils will have a homecoming of sorts this weekend when ASU travels to the Palouse for a three-game series against the Washington State Cougars. Freshman Colin Curtis (Issaquah, Wash.) is from the western side of the state, but will still have tons of family and friends make the trek across the Evergreen State to watch him play. Sophomore Travis Buck hails from Richland, Wash., about two hours south of Pullman. He was high school teammates with WSU slugger Grant Richardson and played summer baseball for former WSU skipper Steve Farrington. Freshman left-hander Travis Webb has the strongest ties to Cougar country, as both his mother and father attended WSU. Webb's father, Stan, played baseball for WSU in the early 1980's for legendary head coach Chuck "Bobo" Brayton. His uncle, former NBA guard Craig Ehlo, also attended WSU and played basketball.

The All-Time Series Against Washington State:

The Sun Devils and Cougars meet on the Diamond for the sixth straight year. ASU carries an all-time 25-6 record into the series and owns a 5-1 record at Bailey-Brayton Field. The Sun Devils and Cougars renewed the rivalry with a three-game series in 1998 at Packard Stadium that served as a primer to Pac-10 North and Six-Pac (Pac-10 South) joining in 1999. ASU and WSU had previously last met in the 1990 NCAA Regional in which ASU won 8-6 in 10 innings.

Last Year Against The Cougars:

The Sun Devils had a record-breaking weekend against Washington State last year, sweeping the three-game Pac-10 series in Tempe by a combined score of 51-3. ASU opened with a 21-0 shutout and then battled for a 5-3 victory in 10 innings the following night. Slugger Jeremy West hit a walk-off home run in the bottom of the 10th to give ASU the victory. ASU then finished off WSU with a staggering 25-0 shutout on Sunday, including a 10-run first inning. Nick Walsh had a career weekend, going 8-for-14 (.571), including going 6-for-6 with three doubles and six run-scoring hits in Sunday's 25-0 victory. West, who is currently a minor leaguer with the Boston Red Sox, hit five home runs and drove home 13 runs in the series. ASU hit .437 in the series and pitched for an impressive 0.96 ERA.

Mousser Dominates Cougars... as a Cougar:

Senior right-handed pitcher Jeff Mousser will get a second look at a familiar opponent. Last year as a BYU Cougar, Mousser beat the WSU Cougars in a complete-game, five-hit shutout in the Banana Belt Classic at Harris Field in Lewiston, Idaho (home of the NAIA World Series champs, Lewis-Clark State). Mousser struck out five and walked one en route to earning Mountain West Pitcher of the Week honors. The Tempe native is 2-3 on the season with a 3.86 ERA. He is coming off a strong outing against UCLA last weekend when he gave up only five hits and one run in a season-high tying seven innings. The win broke a personal three-game losing streak.



Sun Devil Baseball 2004

Devils No. 6 in Projected RPI:

In the April 19 release of the projected RPI on www.Boydsworld.com, Arizona State holds the No. 6 ranking in the country. The Devils have been ranked as high as No. 1 (3/15) and moved up two spots from No. 8 after going 3-1 last week. The NCAA uses the rating system to help determine selections and seedings for postseason play. Boyd Nation has come up with an RPI index that has proven to be an accurate depiction of the same RPI the NCAA uses. The Devils are 26-12 this season and has played arguably the toughest schedule in the nation. ASU has 12 of the top 50 teams in this week's RPI ratings on the 2004 slate. Here is the top 10 in the latest pseudo RPI:

Rank	Team	W-L	Rating
1.	Texas	38-5	.682
2.	Miami, Fla.	28-8	.667
3.	Mississippi	31-6	.656
4.	Stanford*	29-5	.653
5.	Rice*	30-7	.639
6.	Arizona State	26-12	.628
7.	LSU	28-10	.626
8.	Tennessee	29-8	.626
9.	Florida	28-11	.623
10.	Virginia	32-7	.621

*ASU opponent in 2004

Urquidez Named To Clemens Award Watch List:

Arizona State starting pitcher Jason Urquidez is part of a list of 40 hurlers who are included in the first Roger Clemens Award Watch List. The list is comprised of all Division I pitchers who were named as preseason All-Americans by either Baseball America or Collegiate Baseball, in addition to those pitchers who have been honored so far this season as National Pitchers of the Week. Urquidez earned national POW honors from *Collegiate Baseball*, NCBWA, Sports Weekly and CollegeBaseballInsider.com. He was also named the Pac-10 Pitcher of the Week after his complete-game three-hitter against No. 1 and defending national champion Rice Owls at Reckling Park in Houston. A junior college transfer from Central Arizona College, Urquidez leads the Pac-10 with an 8-2 record and paces the ASU pitching staff with a 2.97 ERA. He has recorded 54 strikeouts in 60.2 IP and opposing hitters are batting only .244 off him. In its inaugural year, The Roger Clemens Award will be presented to the nation's top college pitcher at the conclusion of a gala dinner in Houston on July 15.

Walsh Making Most Of Senior Season:

Senior second baseman Nick Walsh is making the most of his fifth year in the Arizona State baseball program. After redshirting in 2000, Walsh has been an occasional starter during his career for the Sun Devils. He finished the 2003 season on a strong note earning 22 of his 26 starts after the midpoint of the season. Walsh hit .353 (42-for-119) with seven doubles and 23 RB in 2003. Like his previous three seasons, Walsh has found his way into the starting lineup with a clutch bat. Over his last 10 games he is hitting .476 (20-for-42) with 12 runs, six RBI and four stolen bases. For the season, Walsh is second on the team batting .365 (35-for-96) with five doubles and 17 RBI. Starting with a 10-for-14 (.714) performance in the three-game series against USC (April 2-4), Walsh has raised his season average 87 points from .278 to its current mark of .365. Here is a look at Walsh's statistics in his first 22 games and his last 10 games:

	Avg.	AB	R	H	2B	RBI	OB%	SB
First 23 Games:	.278	54	9	15	3	11	.406	0
Last 10 Games:	.476	42	12	20	2	6	.551	4
Season Totals:	.365	96	21	35	5	17	.466	4

Asanovich Heating Up:

Junior infielder Josh Asanovich has raised his batting average 77 points from .237 (3/14) to its current mark of .312 by going 15-for-39 (.385) in his last 15 games. Asanovich has two home runs and 19 RBI while seeing action in 29 games (21 starts). He had a season-high six-game hitting streak snapped on Saturday after hitting .500 (10-for-20) during the six-game stretch.

Two-Way Zinicola:

Freshman Zechry Zinicola is becoming regular contributor for the Sun Devils, whether as a starting pitcher or the designated hitter. Zinicola has made 14 pitching appearances (4 starts) and is 3-2 with a 4.21 ERA. Moving back to the bullpen after making four straight starts, Zinicola has been dominant in his last five outings, going 1-1 with one save and a 1.80 ERA while striking out 12 batters. At the plate, Zinicola has made 11 starts at designated hitter and has recorded hits in 10 of his 15 games played. He is hitting .283 (13-for-46) with two home runs and 16 RBI (.478 SLG%). Zinicola had a hand in ASU's 4-3 win over UCLA (4/17) in both roles, picking up the win on the mound with 1.1 perfect innings and drove home the game-winning run with a sacrifice fly in the top of the ninth inning. He is ASU's first full-time two-way player since Richy Leon (1995-98). Leon was a career .298 hitter as an outfielder and was 8-3 with a 4.67 ERA in 48 pitching appearances.

Lineup Changes:

Through 38 games of the 2004 season, ASU skipper Pat Murphy has authored 33 different batting lineups and 25 different positional lineups. Murphy really shook things up in the Monday win over Arizona (9-5), with Nick Walsh making his first career start at first base and Joe Persichina making his debut at second base. The 2003 squad featured 57 different batting lineups during the 68-game season. The pitching rotation used last weekend against UCLA (Jeff Mousser, Jason Urquidez, Ty Marotz) was also one of five different three-man rotation featured during a weekend series this year.

Marotz Likes Them Loaded:

Junior right-handed pitcher Ty Marotz has seen more action in recent games due his clutch pitching performances. In his last three relief outings, Marotz has come into the game with the bases loaded and did not relinquish a run in each game. For the season, the Mesa CC transfer is 0-0 with a 4.30 ERA in 14.2 innings. He has inherited 19 runners this season and allowed only three to score.

2004 Statistical Comparison

Category	ASU	WSU
Games	38	35
Average	.319	.304
Runs	295	286
Hits	415	366
2B	92	63
3B	3	14
HR	29	32
SB	35	36
SLG%	.461	.460
ERA	4.58	4.86
SO	291	262
BB	168	98

Devils in the Polls...

	BA	SW	CB	NCBWA
PS	18	10	7	11
2/9	17	7	7	8
2/16	16	7	7	8
2/23	12	7	7	8
3/1	10	6	6	7
3/8	8	6	5	7
3/15	8	6	5	7
3/22	9	8	9	9
3/29	14	10	17	9
4/5	23	15	21	13
4/12	NR	21	NR	33
4/19	NR	18	NR	RV
4/26	--	--	--	--
5/3	--	--	--	--
5/10	--	--	--	--
5/17	--	--	--	--
5/24	--	--	--	--
Final	--	--	--	--

ASU Quick Facts/Notes

2004 Team Information

Letterman Returning/Lost	10/16
Pitchers	2/10
Position Players	8/6
Starters Returning/Lost	9/13
Top Pitchers	2/7
Top Position Players	7/6
Newcomers	21

2003 in Review

Record	54-14
Home	31-7
Away	23-7
Pac-10 Record (Finish)	16-8 (2nd)
Home	8-4
Away	8-4
Final Rankings	7 (BA), 9 (SW), 10 (CB)

Arizona State Postseason History

NCAA Appearances	27
NCAA Record	128-53 (.707)
CWS Appearances	18
National Championships	5
CWS Runner-Up Finishes	5
Last CWS Appearance	1998 (2nd)
College World Series Record	55-30 (.647)
Regional Titles (last)	13 (2003)

Baseball History

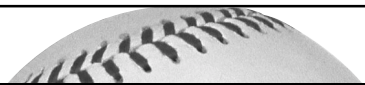
All-Time Record	2,343-1,148-6
Early Record	333-338-5
Modern Record	2,010-803-1
Packard Stadium	838-244-1 (31)
Best Record All-Time	59-8 (1973)
School Record Wins in a Season	65 ('76)

Media Relations Information

Baseball Contact	Jeff Evans
Evans' E-Mail	jeff.evans@asu.edu
Evans' Direct Line	(480) 965-6594
Evans' Cell	(480) 734-7791
Phone	(480) 965-6592
Fax	(480) 965-5408
Packard Box Phone	(480) 727-7253
Website	www.TheSunDevils.com
Evans' Record at ASU	154-67-1



Sun Devil Baseball 2004



Inside the Numbers

3	Times ASU has hosted an NCAA Regional in last four years.
4	Number of times ASU has finished in the top 12 in the nation in the last seven years.
5	NCAA National Championships won by the Sun Devils.
7	Consecutive hits Travis Buck had during one stretch this year to rank tied for third the ASU record book.
10	Number of Sun Devils who have played for USA Baseball National Team since 1984.
11	Preseason Baseball America top 50 Teams ASU played in '03.
18	Number of times ASU has played in the College World Series.
24	Number of games against teams in Baseball America's preseason top 25 ASU is scheduled to play in 2004.
34	Number of doubles Dustin Pedroia hit in 2003 to set new ASU and Pac-10 record.
65	Number of career doubles by junior shortstop Dustin Pedroia.
79	Number of former Sun Devils who have played in Major League Baseball.
90	Consecutive polls ASU has been ranked in at least one national poll.
145	Number of career RBI by junior All-American Jeff Larish
267	Number of career hits by Junior shortstop Dustin Pedroia.
386	Number of wins in head coach Pat Murphy's 10 seasons as the skipper of the Sun Devils.
506	ASU's NCAA record consecutive games scoring streak that ended Feb. 15 vs. Oklahoma.
1,229	Number of combined MLB home runs by former Devils Barry Bonds and Reggie Jackson.
2,343	Number of all-time wins in the 92-year history of Sun Devil Baseball. It ranks as the sixth most among all NCAA schools.

Bounce Back Wins:

The Sun Devils have done a nice job of bouncing back from a loss, going 8-3 this season after suffering a loss. The trend goes back to last season when ASU was 11-2 following a loss. Dating back to the start of the 2003 season, ASU has played 106 games and compiled a stellar 80-26 (.755) record. During that span of games, the Devils are 20-5 following a loss, including gaining an opening-day victory after losing to Cal State Fullerton last season in the NCAA Super Regionals.

Bresnehan Inching Towards Freshman Saves Record:

Only 38 games into his ASU career, freshman relief pitcher Pat Bresnehan is on the fast track to break the ASU freshman record for saves in a season. Bresnehan already has five saves to rank tied for third in the Pac-10 and rank third in the freshman annals. He trails only Mitch Dean (8 in 1976) and Ryan Bradley (6 in 1995). The hard-throwing right-hander, who will likely pitch in middle relief next week, is 3-2 with five saves and a 4.86 ERA in 33.1 innings this season. He has given up 19 of his 24 runs on the season in his last six outings to raise his season ERA from 1.25 to 4.86.

On The Road Again:

Arizona State will play 13 of their final 18 games during the 2004 regular season on the road. ASU started an eight-game road trip last weekend with a three-game series at UCLA (won two of three). The Devils will also travel to Washington State (April 23-25) and nationally ranked Wichita State (April 27-28). ASU plays host to New Mexico State and Oregon State for a five-game homestand to close out the home slate, and then will return to the road for another eight-game road swing to end the regular season.

Tuff Behind the Plate:

Junior catcher Tuffy Gosewisch is the epitome of his name behind the dish... tough. In his second year as a full-time starter, Gosewisch has taken ASU's young pitching staff by the reins to help lead the Devils to success with a 26-12 record. Additionally, he has been solid at the plate, hitting .344 (44-for-128) with 26 runs, eight doubles, two home runs and 25 RBI. He has recorded at least one hit in 28 of ASU's 38 games and is second on the team with 14 multi-hit games. The Johnny Bench Catcher of the Year candidate has thrown out 12 of 37 attempted base stealers and has a .983 FLD%.

Larish Still Looking To Find His Groove:

Junior All-American outfielder Jeff Larish has struggled to find consistency during his junior season, hitting .272 (40-for-147) with 14 doubles, two home runs and 31 RBI. Larish, however, is coming off a strong weekend, in which he went 4-for-14 (.308) with two doubles and five RBI. After the same amount of games last year (38), Larish was hitting .385 with 11 home runs and 65 RBI. As a sophomore he hit .372 (87-for-234) with 18 home runs and 95 RBI. Making 36 starts in left field this season, Larish is at his third position as a Sun Devil in as many years (3B in 2002, 1B in 2003). Last season, Larish became only the second Sun Devil to join the 70-70 club (RBI-BB) when he had 95 RBI (fifth most in ASU history) and led the NCAA with 78 walks. The Tempe native is a career .332 (169-for-509) hitter with 150 RBI and 130 walks (.466 on-base percentage and 1014 OPS). The 2004 preseason All-American is listed as the No. 10 prospect for the annual June Amateur Draft by *Baseball America*.

2004 ARIZONA STATE BASEBALL PRESEASON AWARDS

Baseball America Preseason All-Americans:

Jeff Larish - 1st team
Dustin Pedroia - 3rd team

Baseball America Preseason All-Pac-10:

Dustin Pedroia - Shortstop (Player of the Year)
Jeff Larish - Outfield
Jason Urquidez - Relief Pitcher

Baseball America Top Pac-10 Newcomers:

Colin Curtis - No. 4

Baseball America Top Pac-10 Prospects:

Jeff Larish - No. 1
Dustin Pedroia - No. 6

Baseball America Best Tools:

Dustin Pedroia - Best Defensive Shortstop (NCAA)
Dustin Pedroia - Best Defensive Shortstop (Pac-10)
Erik Averill - Best Control

Baseball America Top Transfers:

Jeff Mousser - No. 12

Baseball America's Fab 50 By Class:

Freshman:

Colin Curtis - No. 10
Pat Bresnehan - No. 27
Zechry Zinicola - No. 30

Sophomores:

Travis Buck - No. 30

Juniors:

Jeff Larish - No. 4
Dustin Pedroia - No. 36

Collegiate Baseball Preseason All-Americans:

Jeff Larish - 1st team
Dustin Pedroia - 1st team

NCBWA Preseason All-Americans:

Jeff Larish - 2nd team
Dustin Pedroia - 1st team

CollegeBaseballInsider.com All-Americans:

Jeff Larish - 1st team
Dustin Pedroia - 1st team

Street & Smith's College Baseball Preview:

Jeff Larish - Preseason Player of the Year



Sun Devil Baseball 2004

Undefeated... No Problem:

ASU has played arguably the toughest schedule in the nation and heads into the Oral Roberts series with the No. 6 pseudo RPI (Boydsworld.com) in the nation. Additionally, ASU has gone 11-3 against ranked opponents (top 25 at time playing). ASU has faced an undefeated starting pitcher several times this season and beaten them in five of those contests. It started by beating Tulane's J.R. Crowel (3-0), then Cory Hahn (3-0), then Oklahoma State's Daniel Rew (3-0) and Spencer Grogan (4-0). ASU lost to Washington's Tim Lincecum (2-0), but bounced back to hand USC's undefeated freshman Ian Kennedy (previously 4-0) his first loss of the season. Of ASU's 38 games, 23 have been played against teams that are either currently ranked or has been ranked in at least one of the top 25 polls this season.

Hitting Streaks:

Three Sun Devils are currently riding hitting streaks of three or more games heading into the crucial Pac-10 series against Washington State. Junior shortstop Dustin Pedroia recently had his team-high 11-game hitting streak snapped in a 0-for-5 game against USC. The streak was Pedroia's second hitting streak of 10 or more games this season and the seventh of his career. Here is a look at the streaking Devils:

Player	Current Streak	Statistics During Streak
Nick Walsh	6 Games	.400, 10-for-25, 6 R, 2 2B, 4 RBI
Jeff Larish	4 Games	.294, 5-for-17, 4 R, 3 2B, 4 RBI
Colin Curtis	3 Games	.385, 5-for-13, 2 R, 2 2B, 3 RBI

Preseason All-Americans:

Sun Devil juniors Dustin Pedroia and Jeff Larish earned preseason All-America honors from every publication. Pedroia earned first-team honors from the NCBWA, Collegiate Baseball, CollegeBaseballInsider.com, and was a third-team pick by Baseball America. He was also selected as the preseason pick for Pac-10 Player of the Year by Baseball America. Larish, who moves to the outfield for the 2004 season, was a first-team pick by Collegiate Baseball, Baseball America, CollegeBaseballInsider.com, and was a second-team pick by the NCBWA. Larish was also selected as the preseason College Baseball Player of the Year by Street & Smith's.

Welcome To College Baseball:

Going into the season, preseason prognosticators tabbed the Sun Devils as a young and inexperienced team. Having lost 12 players to the annual MLB draft and returning only two pitchers from the Pac-10's leading pitching staff (3.32 ERA in 2003), the Devils have had to look to several newcomers to become impact players. Through ASU's first 31 games, 14 newcomers and three redshirts have seen action. ASU had as many as four freshman in the starting lineup last weekend.

Tough Against Ranked Teams:

The Sun Devils are off to a 24-11 start and boast an even more impressive 11-3 record against ranked opponents (top 25 at time played). ASU played 22 non-conference games before beginning the conference slate and compiled a 19-3 record. Through ASU's first 38 games, the Devils have played 23 games against teams that are either currently ranked or have been ranked at one point in 2004. The Sun Devils swept No. 18 Florida State (Feb. 6-8) to open the season and also beat No. 1 Rice (3-1, Feb. 22), No. 16 Arizona (4-0, Feb. 26), swept No. 18 ECU (Mar. 5-7) and took two of three from No. 11 Tulane. Nine of ASU's 12 losses have also come against teams that have appeared in at least one of the four top 25 polls this season.

How 2004 Compares To Past Seasons:

For fifth time in the last 10 years, the Sun Devils have at least 26 wins after 38 games during the Pat Murphy era. The Devils set a school record last year when they opened with a 28-1 record and were 32-3 at the same point (35 games) as this season. Here is a look at how ASU has fared in games 38-45 during the Murphy era:

Games	1995	1996	1997	1998	1999	2000	2001	2002	2003	2004
38	27-11	23-15	22-16	24-14	27-11	29-9	24-13-1	24-14	33-5	26-12
39	27-12	24-15	23-16	25-14	28-11	30-9	24-14-1	25-14	33-6	---
40	27-13	25-15	24-16	26-14	28-12	31-9	25-14-1	25-15	34-6	---
41	28-13	26-15	25-16	27-14	29-12	32-9	26-14-1	26-15	34-7	---
42	29-13	27-15	26-16	28-14	30-12	33-9	27-14-1	26-16	35-7	---
43	29-14	27-16	27-16	29-14	31-12	34-9	28-14-1	27-16	36-7	---
44	29-15	28-16	27-17	30-14	32-12	34-10	29-14-1	27-17	37-7	---
45	30-15	28-17	28-17	31-14	32-13	35-10	29-15-1	28-17	38-7	---

Sun Devils Picked To Finish Second in Pac-10:

The Sun Devils enter the season as the preseason pick to finish second in the Pac-10 in a poll of the league coaches. Stanford was picked first, while Arizona, USC and Washington round out the top five. ASU was also picked to finish second by *Collegiate Baseball* and third by *Baseball America*. Here is a look at the three preseason Pac-10 baseball polls:

Pac-10 Poll (Coaches)	Collegiate Baseball	Baseball America	Current Pac-10 Race
1. Stanford	1. Stanford	1. Stanford	1. Stanford (7-2)
2. Arizona State	2. Arizona State	2. Arizona	2. Washington (5-4)
3. Arizona	3. USC	3. Arizona State	Arizona (5-4)
4. USC	4. Arizona	4. California	USC (5-4)
5. Washington	5. Washington	5. USC	5. Oregon State (4-5)
6. California	6. UCLA	6. Washington	Washington State (4-5)
7. UCLA	7. California	7. UCLA	UCLA (4-5)
8. Oregon State	8. Oregon State	8. Oregon State	8. Arizona State (5-7)
9. Washington State	9. Washington State	9. Washington State	9. California (6-9)

2004 Pac-10 Baseball

Team	Pac-10	Overall
Stanford	7-2	30-5
Washington	5-4	21-13-1
Arizona	5-4	21-15-1
USC	5-4	19-19
Oregon State	4-5	24-11
Washington State	4-5	22-13
UCLA	4-5	21-16
Arizona State	5-7	26-12
California	6-9	21-23

This Week in Pac-10 Baseball

Tue., April 20

California 8, at Pacific 2
at Stanford 10, Saint Mary's 5
UCLA 5, Cal State Fullerton 4 (12 innings)
at Loyola Marymount 11, USC 7

Fri., April 23

*Arizona at Washington, 6:30 p.m.
*Arizona State at Washington State, 3 p.m.
*UCLA at California, 2:30 p.m.
*Oregon State at USC, 7 p.m.
Sacramento State at Stanford, 6 p.m.

Sat., April 24

*Arizona at Washington, 1 p.m.
*Arizona State at Washington State, 1 p.m.
*UCLA at California, 1 p.m.
*Oregon State at USC, 2 p.m.
Stanford at Sacramento State, 6 p.m.

Sun., April 25

*Arizona at Washington, 1 p.m.
*Arizona State at Washington State, Noon
*UCLA at California, 1 p.m.
*Oregon State at USC, 1 p.m.

Where ASU Ranks in the Pac-10

Team Offensive Rankings:

Avg.	.319	2nd (28th)
Runs	295	2nd
Hits	415	2nd
Doubles	92	1st
Triples	3	9th
Home Runs	29	7th
RBI	269	2nd
OB %	.432	1st
SLG %	.461	3rd
Walks	228	1st
Stolen Bases	35	6th

Team Pitching/Defense Rankings:

ERA	4.58	3rd
Strikeouts	291	4th
Wins	26	2nd
Saves	11	T-1st
Opposing Avg.	.264	3rd
Innings Pitched	340.0	2nd
Walks	168	7th
FLD %	.970	4th (28th)

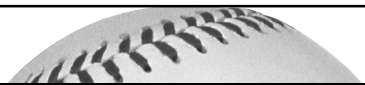
Dustin Pedroia:

Batting	.419	1st (28th)
Slugging %	.632	3rd
On-Base%	.521	1st
Runs	48	1st
Hits	65	1st
RBI	33	t-10th
Doubles	18	t-1st (13th)
Total Bases	98	t-1st
Walks	31	2nd
Assists	115	2nd

(NCAA Ranking)



Sun Devil Baseball 2004



Dominating Arizona:

With the 9-5 victory on Monday against Arizona, the Sun Devils have now won five straight games against their rivals to the south. Dating back to the 2000 season, the Devils have won 14 of the last 17 games. Since head coach Pat Murphy took over the program in 1995, the Devils have gone 32-15 and never lost a season series to the Wildcats. ASU and Arizona will face off in a key three-game Pac-10 series in Tucson near the end of the season (May 21-23).

Young Guns:

Of the 11 pitchers that have seen action on the mound this season, nine are wearing a Sun Devil uniform for the first time. Six of the nine are freshmen (Josh Blake, Quentin Andes, Pat Cassa, Pat Bresnehan, Travis Webb, Zechry Zimicola), with three others transfers (Jeff Mousser, Jason Urquidez, Ty Marotz). Sophomore left-handers Brett Bordes (2-0, 7/71 ERA) and Erik Averill (2-1, 5.17 ERA) are the lone returnees on Chris Sinacori's staff that led the Pac-10 with a 3.32 ERA in 2003. ASU is currently third in the Pac-10 with a 4.58 ERA.

A Tale of Two Sundays:

From one Sunday to another, the Arizona State baseball program was the buzz of the college baseball world. On Sunday, Feb. 15, the Devils saw their NCAA record 506 consecutive games scoring streak come to an end in a 6-0 shutout by the University of Oklahoma at Surprise Stadium in Surprise, Ariz. The streak spanned parts of nine seasons dating back to April 7, 1995 and blew away the old record of 349 set by Coastal Carolina. Just one week later, on Feb. 22, the Devils stunned No. 1 Rice in a 3-1 victory at Reckling Park, ending an 18-game winning streak by ace pitcher Jeff Niemann. Niemann, regarded as the top-pitching prospect in the nation, had not lost a decision dating back to the end of the 2002 season, including a 17-0 record as a sophomore. ASU pitcher Jason Urquidez was named the National Pitcher of the Week for his complete-game, three-hit victory over the defending national champion Owls.

Throwbacks Are Classic:

The Sun Devils unveiled a new 'Throwback' uniform for the 2004 season and it has gotten rave reviews. Originally slated to be the designated Sunday uniform, the Devils have worn the classic threads in 26 of the 31 games this season and gone 20-8. The off-white uniform features a baggier look and an old-school 'Devils' script across the chest. The Devils wear black spikes and high socks to complement the 'old school' look. ASU is also 4-2 in the all white uniforms (worn with white spikes) and 2-1 in the road gray sleeveless jersey.

Pedroia and Urquidez Sweep Pac-10 Awards:

Arizona State juniors Dustin Pedroia and Jason Urquidez swept the weekly Pac-10 Baseball Awards (Feb. 24) after helping the No. 7 Sun Devils to a 3-1 record with wins over Gonzaga, Memphis and Rice. Pedroia (Woodland, Calif.) earned his second Pac-10 Player of the Week award in his career after hitting .688 (11-for-16) with six runs, three doubles, one home run and five RBI. He had three doubles in a 4-for-5 performance against Gonzaga (2/16) and hit his first home run of the year to lead off the game against Lamar (2/20). Urquidez (Simi Valley, Calif.) swept the national awards, also earning Collegiate Baseball, Sports Weekly and College Baseball Insider National Pitcher of the Week honors with his victory over No. 1 and defending national champion Rice. He struck out seven and walked only two in a complete-game, three-hit victory over the Owls. The Player of the Week honor was the second for Pedroia in his career and Urquidez earned his first Pac-10 weekly award in only his third start as a Sun Devil.

Urquidez Tames No. 1 Rice To Earn Pitcher of the Week Honors:

Junior starting pitcher Jason Urquidez was named the Collegiate Baseball National Pitcher of the Week after his complete-game three-hitter against No. 1 and defending national champion Rice on Sunday. Urquidez, a junior college transfer from Central Arizona, limited the top-ranked Owls to only one run on three hits, while striking out seven and walking only one. He gave up his only run in his 138-pitch effort with a two-out single in the bottom of the ninth inning. With his third victory of the year, Urquidez went head-to-head with and beat the nation's top pitching prospect in Rice ace Jeff Niemann. Niemann recorded his first loss since late in the 2002 season after going 17-0 as a sophomore in 2003.

One Tough Schedule:

The Sun Devils are in the midst of a brutally tough 56-game regular season schedule that has a SoS (strength of schedule) rated No. 12 in the nation (www.Boydsworld.com). ASU is scheduled to play 24 games against teams that were listed on Baseball America's preseason top 25 and another 15 games against teams that were listed in the top 50. The Devils lead all NCAA teams by playing 54% (30 of 56) of their games against teams that advanced to the NCAA Tournament last year and 71% (40 of 56) against teams that have advanced to the postseason in either of the last two years. ASU finished the 2003 season with a 54-14 record and an overall RPI ranked 12th in the nation. The 2004 schedule features six schools that are picked to finish first in their respective conferences: Stanford (Pac-10), Rice (WAC), Wichita State (Missouri Valley Conference), Oral Roberts (Mid-Continent), Tulane (Conference USA), Lamar (Southland).

A Long Awaited Debut For Urquidez:

Junior starting pitcher Jason Urquidez took a long patch to make his Sun Devil debut against Florida State (2/8)... but what a debut it was. Urquidez, a junior college transfer from Central Arizona College, struck out nine and allowed only one run in five innings to pick up the win and help the Devils to the series sweep. He improved to 3-0 with a complete-game, three-hitter against defending national champion Rice. His effort earned him a clean sweep of the National Pitcher of the Year honors. Urquidez is 8-2 with a 2.97 ERA in 11 starts this season. Urquidez, a native of Simi Valley, Calif., first laid eyes on ASU in the summer of 2000 and signed his first NLI with the program in November 2000. A non-qualifier academically, Urquidez ended up at Central Arizona College and played two years under former Sun Devil catcher Clint Myers. Going 19-5 and winning a NJCAA National Championship during his career at CAC, Urquidez made his dream of playing in the Maroon and Gold a reality when arrived on campus last August.

Double Vision:

Through ASU's first 38 games, the Devils have combined to hit 92 doubles (2.42 per game average). Led by doubles machine Dustin Pedroia (18 doubles), ASU has hit four or more doubles in eight contests this year, including a season-high seven against Cal State Northridge (2/13). Pedroia's 18 doubles include four multi-double games and a career-high three against Gonzaga (2/16). Sophomore Travis Buck tied the ASU single-game record with four doubles against UConn (2/28). The Devils recorded 160 doubles during the record-breaking 2003 season, ranking fifth in the school single-season record books and finished 14th in the NCAA averaging 2.35 doubles per game. Pedroia set the ASU and Pac-10 single-season record last year with 34 doubles, tied for third most in a season in the NCAA record books.

Murphy's Teams Know How To Score:

A true icon of the Pat Murphy system is scoring runs. The Sun Devils have done plenty of that since he arrived in 1995. ASU has led the NCAA in scoring in two of the last five years, averaging 11.32 runs per game in 1999, 10.97 runs per game in 2000 and finished second averaging 10.03 runs per game in 2003. The Devils paced the Pac-10 in 2001 and 2003, hitting at a .327 clip in 2001 and a .347 mark in 2003. ASU also led the nation in batting average with a team total of .356 in 1999 and fell just percentage points shy of matching that feat a second year in a row in 2000 with a .346 mark, trailing Stony Brook by one point. During Pat Murphy's 10 seasons at ASU, the Sun Devils have been a scoring machine with 5,276 runs in 577 games. During that stretch ASU has averaged 9.15 runs per game and scored in 575 of the 577 contests. The Devils are hitting at an overall .330 clip during the Pat Murphy era. Below is an offensive team breakdown of Murphy's ASU teams:

Year	G	AB	R	H	HR	BA
1995	55	1939	395	595	35	.307
1996	56	2075	552	702	73	.338
1997	61	2252	540	735	56	.326
1998	64	2277	557	723	57	.318
1999	60	2199	679	782	67	.356
2000	59	2134	647	738	86	.346
2001	58	2049	479	669	33	.327
2002	58	1994	450	618	38	.310
2003	68	2471	682	858	80	.347
2004	38	1302	295	415	29	.319
Totals	577	20,692	5,276	6,835	554	.330



Sun Devil Baseball 2004

NCAA Record Consecutive Games Scoring Streak Ends at 506:

The Sun Devils had a piece of history come to an end when their NCAA record 506 consecutive games scoring streak came to an end Feb. 15 against Oklahoma. The Sooners ended a streak that began April 8, 1995, a day after the USC Trojans shut out the Sun Devils during Pat Murphy's first year at ASU. "The Streak" saw the Devils go 338-167-1 during the 506-game stretch, scoring 4,755 runs (9.40 per game average) from 1995-2004. The Devils made history on April 7, 2001 when they scored at least one run in their 350th consecutive game, breaking the 12-year-old NCAA record exactly six years to the day when they were last shut out. ASU was shut out 9-0 in that game on April 7, 1995 at Dedeaux Field by left-hander Randy Flores. Coastal Carolina previously held the NCAA record at 349 games set from 1983-1989. ASU also had a stretch of 278 games without being shut out from 1990 to 1994, meaning the program has only been shutout in four games dating back to the 1990 season. Notable pitchers the Devils have faced during the streak include Mark Prior (USC), Jeremy Guthrie (Stanford), Barry Zito (USC), Kirk Saarloos (CS Fullerton), Jason Young (Stanford), Ben Diggins (Arizona), Adam Johnson (CS Fullerton), Ryan Drese (Cal), Jeff Weaver (Fresno State), Chad Hutchinson (Stanford), Abe Alvarez and Adam Pettyjohn (Fresno State). Top prospect David Purcey and Jarod McAuliff led the Sooner to the shutout of the Devils. ASU has started a new streak and is currently at 32 games!

NCAA Record Consecutive Game Scoring Streaks:

Arizona State	506	April 8, 1995 - Feb. 14, 2004
Coastal Carolina	349	April 16, 1983 - April 10, 1989
Wichita State	332	March 13, 1996 - Feb. 23, 2001
Nebraska	331	May 3, 1998 - June 1, 2003
Florida State	326	April 29, 1984 - Feb. 25, 1989

ASU And Team USA Connections:

Arizona State baseball has had a long-standing tradition of sending players to play for the USA Baseball National team during the summers. In a recent poll distributed by USA Baseball, ASU ranked No. 8 as a supplier to the National Team. With the selections of Jeff Larish and Dustin Pedroia to the 2003 team, ASU has now had nine players and 10 total selections on the Red, White and Blue for Team USA since 1984. ASU has also had at least one player on Team USA in five of the last six years. Pedroia and Larish helped Team USA to a silver medal in the 2003 Pan Am Games in Santo Domingo, Dominican Republic.

ASU Players on Team USA:

Oddibe McDowell	1984
Jim Austin	1990
Kaipo Spenser	1995
Willie Bloomquist	1998
Jon Switzer	2000
Casey Myers	2000
Mike Esposito	2001
Dustin Pedroia	2002, 2003
Jeff Larish	2003

Arizona State's NCAA Record

506

Consecutive Games Scoring Streak

Media Information:

Baseball Contact: Jeff Evans
SID Phone: (480) 965-6592
Evans Cell: (480) 734-7791
Evans' Direct Line: (480) 965-6594
SID Fax: (480) 965-5408
Evans' E-Mail: jeff.evans@asu.edu
Website: www.TheSunDevils.com
Mailing Address:
 Carson Center Room 131
 Media Relations
 Arizona State University
 Tempe, AZ 85287-2505

Interviews:

All interviews with players and the coaching staff need to be cleared through the ASU media relations office and Jeff Evans. If you wish to talk to any Sun Devil player or head coach Pat Murphy, please contact Evans via the above information.

Media Guides:

Media guides will be available to working press only and can be purchased by fans at home games at Packard Stadium for \$8. Press guides will not be distributed to fans from the press box or the media relations office. The 2004 ASU Baseball Media Guide is also available online at www.thesundevils.com in .pdf format.

Game Notes and Statistics:

Game notes and statistics will be distributed to all working media and scouts on game days at Packard Stadium. Copies will also be made available in the press box. The statistics are for working press, scouts and coaches only. A complete statistical book containing box score, play-by-play and game notes will also be available in the press box for working media following each home game. All information will be made available to fans and ASU supporters through the school's official athletic website, www.TheSunDevils.com.

Live Stats/GameTracker:

While only certain games can be accessed by radio either through the internet or in the greater Phoenix area, every home game and selected road games can be tracked through live statistical updates on ASU's official website, www.TheSunDevils.com.

Sun Devil Baseball NCAA Tournament History:


NCAA Appearances	27	District 7 Titles	6
All-Time NCAA Record	128-53	Record in District 7	12-1
Regional Appearances	20	CWS Appearances	18
Regional Titles	13	CWS Titles	5
Record in Regionals	58-18	CWS Runners-up	5
Super Regional Record	1-2	CWS Third-Place Finishes	4
District 7 Appearances	6	Record at CWS	55-30 (.647)

NCAA Tournament Breakdown

NCAA Titles By School	College World Series Wins	NCAA Tournament Wins
1. USC	1. USC	1. Texas
2. <i>Arizona State</i>	2. Texas	2. USC
Texas	3. <i>Arizona State</i>	3. Miami
LSU	4. Miami	4. Florida State
5. Miami	5. Oklahoma State	5. <i>Arizona State</i>
CWS Appearances	NCAA Tournament Appearances	
1. Texas	1. Texas	
2. USC	2. Florida State	
3. Miami	3. USC	
4. Oklahoma State	4. Oklahoma State	
5. <i>Arizona State</i>	Miami (Fla.)	
	9. <i>Arizona State</i>	



Sun Devil Baseball 2004



2003 ASU Hitting Leaders

Batting Average:

1. Dustin Pedroia	404
2. Jeremy West	381
3. Andre Ethier	377
4. Jeff Larish	372
5. Frank Mesa	364

Hits:

1. Dustin Pedroia	120
2. Andre Ethier	98
3. Jeff Larish	87
4. Travis Buck	78
5. Jeremy West	77

Runs Scored:

1. Dustin Pedroia	83
2. Jeff Larish	80
3. Andre Ethier	75

RBI:

1. Jeff Larish	95
2. Jeremy West	71
3. Andre Ethier	68

Doubles:

1. Dustin Pedroia	34
2. Jeff Larish	18
3. Steve Garrabrants	16
4. Andre Ethier	13
Steve Garrabrants	13

Triples:

1. Dennis Wyrick	4
Andre Ethier	4

Home Runs:

1. Jeff Larish	18
2. Jeremy West	17
3. Andre Ethier	10
4. Steve Garrabrants	8

2003 ASU Pitching Leaders

Earned Run Average:

1. Ryan Schroyer	1.53
2. Mark Sopko	2.30
3. Ben Thurmond	2.73
4. Jered Liebeck	2.88
5. Erik Averill	3.66

Wins:

1. Beau Vaughan	10
2. Ben Thurmond	8
Jered Liebeck	8
Erik Averill	8
5. Robbie McClellan	7

Batters Struck Out:

1. Beau Vaughan	105
2. Erik Averill	61
3. Ben Thurmond	58
4. Robbie McClellan	57
5. Jered Liebeck	54

Innings Pitched:

1. Beau Vaughan	92.1
2. Erik Averill	86.0
3. Ben Thurmond	79.0

2003 ASU Fielding Leaders

Errors:

1. Frank Mesa	12
2. Steve Garrabrants	10
3. Dennis Wyrick	9
4. Dustin Pedroia	8

Assists:

1. Dustin Pedroia	211
2. Steve Garrabrants	178
3. Frank Mesa	76

Putouts:

1. Jeff Larish	507
2. Tuffy Gosewisch	346
3. Joel Bocchi	159

How They Have Finished:

Arizona State has finished five seasons ranked in the top 10 in the final *Collegiate Baseball* national poll since 1990, ranking 7th of all college baseball programs. ASU has also finished in the top 12 in the nation in four of the last seven seasons. The schools with the most Top 10 *Collegiate Baseball* finishes are listed below:

1.	Florida State	13
2.	LSU	11
3.	Stanford	10
4.	Miami	9
5.	Clemson	8
6.	Cal State Fullerton	7
7.	Oklahoma State	5
7.	Wichita State	5
7.	USC	5
7.	Arizona State	5

Sustained Excellence:

In a recent ranking provided by BoydsWorld.com, the website dedicated to college baseball rankings and RPI, the Arizona State Baseball program ranked No. 9 in the nation for sustained excellence over the past three and five years. The ranking is a direct reflection of the strength of the recently departed recruiting class (the three-year ranking) or the strength of the program in general (the five-year ranking). The rankings are the result of a system of calculations designed to properly weight a team's winning percentage and strength of schedule, while taking inter-regional play into account. Over the last three years, ASU has combined to go 128-55 with a strength of schedule ranked 17th. Over the past five years, Murphy's squads have combined for an impressive 211-91 (.699) record and a strength of schedule listed as No. 24. The Sun Devils have advanced to the NCAA Tournament in six of the last seven years and have finished in the top 12 in the nation in four of those seven years.

Rank	ISR	D1		All		SoS	Team
		W	L	W	L		
1	125.5	249	84	249	84	2	Stanford
2	122.6	221	91	223	91	6	Cal State Fullerton
3	122.0	251	83	259	84	23	Rice
4	121.3	270	79	271	79	47	Florida State
5	120.0	195	99	213	105	7	Baylor
6	119.9	187	117	190	117	1	Southern California
7	119.9	215	105	225	108	10	Texas
8	119.5	221	87	237	90	34	Nebraska
9	119.2	206	90	211	91	24	Arizona State
10	118.9	222	104	226	107	15	Louisiana State

Success in the Classroom As Well As On The Field:

ASU has long enjoyed much success on the diamond, and with 18 College World Series appearances, it is known as one of the gems of college baseball. But academics, as well as on-field talent, has shown its true colors in the storied program. Pat Murphy's Sun Devil squads have produced four Academic All-Americans over the past five years (Willie Bloomquist, Mark Ernster, Jeff Phelps, Casey Myers), including Myers being named the Academic All-American for college baseball in 2000 and 2001. The four players honored as First-Team Academic All-Americans is the most by any college baseball program in the nation since 1995. Tuffy Gosewisch, Bryce Kartler and Nick Walsh all earned All-Pac-10 Academic Honorable Mention honors in 2003.

ASU Owns Pac-10 Player of the Year Award:

Since the old Pac-10 North (formerly Washington State, Washington, Oregon State, Portland State) and the Six-Pac joined to form the unified Pac-10 baseball conference in 1999, Arizona State has enjoyed much success with a combined 74-46 record in league play. Even more impressive is that in four of the five years a Sun Devil has won the annual Pac-10 Player of the Year award. Willie Bloomquist won the inaugural award in 1999, while Casey Myers took home the hardware in 2000 and 2001 to become only fourth player in Pac-10 history to win the award twice in a career. Dustin Pedroia shared the Pac-10 Player of the Year award with Stanford senior catcher Ryan Garko. In all, ASU has won 10 Pac-10 Player of the Year Awards dating back to 1978 (Myers (2), Bloomquist, Dustin Pedroia, Jacob Cruz, Paul Lo Duca, Linty Ingram, Oddibe McDowell, Alvin Davis, Mike Soddors) and two Pac-10 Pitchers of the Year (Noah Peery and Marc Barcelo).


Kings of the Draft:

Over the course of the last 10 years, no college baseball team even comes close to Arizona State for producing players for the annual major league draft. ASU has had 81 total players drafted dating back to 1994, including a modern record of 12 last year. Since the inception of the draft in 1965, ASU also leads all schools with 324 total draft picks and a record 21 first-round picks. Here is a look at the top colleges for producing players for the MLB draft in the last 10 years (1994-2003):

Arizona State	81
Miami (Fla.)	74
Cal State Fullerton	72
Long Beach State	66
Stanford	64
LSU	63
Texas A&M	63
USC	62
Rice	61
Wichita State	58



Sun Devil Baseball 2004



Drafted Devils:

A total of 12 players on the 2004 Arizona State squad have been taken in the Major League Baseball Amateur Draft. Since the inception of the draft in 1965, ASU has had more players chosen (324), more first-round draft picks (21) and more No. 1 picks (3) than any other school in the nation. ASU's three No. 1 picks were Rick Monday (1965), Floyd Bannister (1976) and Bob Horner (1978, Atlanta). No other college has had more than one No. 1 overall selection in the draft.

Player	Year	Team	Round Drafted
Quentin Andes	2003	Twins	34th round
Josh Asanovich	2001	Devil Rays	26th round
Pat Bresnehan	2003	Royals	23rd round
Travis Buck	2002	Mariners	23rd round
Nick Cadena	2001	Royals	42nd round
Joe Cosentino	2001	Brewers	47th round
Colin Curtis	2003	Reds	50th round
Seth Dhaenens	2002	Red Sox	50th round
Ladd Hall	2001	Mariners	22nd round
	2002	Astros	30th round
Jeff Larish	2001	Cubs	32nd round
Jason Urquidez	2002	Devil Rays	48th round
Zechry Zinicola	2003	Braves	43rd round

ASU Leader of the Pac-10 When It Comes to Player of the Week:

Arizona State has amassed 45 Pac-10 Pitchers of the Week and 74 Players of the Week since 1981. That total leads all Pac-10 member schools. Two pitchers (Jered Liebeck and Ryan Schroyer) and four position players (Dustin Pedroia, Jeremy West, Travis Buck, Andre Ethier) combined to earn seven Pac-10 weekly awards last year. Jason Urquidez (Feb. 24), Dustin Pedroia (Feb. 24) and Travis Buck (Mar. 2, Mar. 9) have each won weekly honors from the conference office this year.

Arizona State in Postseason Play:

The Sun Devil baseball program has created a dynasty in college baseball that has been matched by few. With 18 appearances in the College World Series, ASU ranks fifth for the most trips to Omaha. Arizona State has now advanced to the NCAA Tournament in 27 of the program's 45 varsity seasons (dating back to 1959), amassing an incredible 128-53 (.707) record. ASU's five National Championships rank as the second most of any NCAA school. In addition to ASU's five national championships, the Sun Devils have also turned in five second-place teams and three third-place finishes. Arizona State is 19-12 in the NCAA Tournament under ninth-year head coach Pat Murphy.

92 Years of Sun Devil Baseball Tradition:

While the history of baseball at Arizona State University goes back all the way to the early 1900's, the school officially began sponsoring varsity baseball in 1959. Prior to 2002, the ASU Baseball Media Guide referred only to those players that played from 1959 to present. ASU now officially recognizes those players, coaches and seasons from 1907-1958. In 91-plus years of baseball at Arizona State, the program has built a legacy matched by few in the college baseball world. With a 2,323-1,137-6 all-time record, Arizona State has advanced to the College World Series 18 times, won five national championships, won six Pac-10 titles, produced 12 Players of the Year and three Golden Spikes Award winners, and has gone to the NCAA Tournament 27 times. Under current head coach Pat Murphy, the Sun Devils have finished in the top 12 in three of the last five years and finished second in the nation in 1998. They have been ranked in at least one top 25 poll for 84 consecutive weeks.

Golden Spikes Common At Arizona State:

While Rickie Weeks of Southern was the recipient of the 2003 Golden Spikes award as the nation's top amateur baseball player, it should be noted that three Arizona State players have won the award. In addition to ASU, only Cal State Fullerton and Florida State have won three Golden Spikes Awards. Bob Horner, who was a standout at ASU from 1976-78, won the inaugural award in 1978. Oddibe McDowell, who was a member of the first Team USA baseball team to compete in an Olympics, won the award in 1984. Mike Kelly, who ranks second in ASU history with 46 home runs from 1989-91, won the award in 1991. In all, 12 players that have worn the Maroon and Gold have been named a Player of the Year for college baseball. Dustin Pedroia was one of 25 players named to the initial watch list for the 2003 award.

This is ASU Baseball:

- Only one losing season in modern program history
- 18 College World Series Appearances
- 27 years in the NCAA Tournament
- Six Pac-10 Titles
- Five NCAA Championships
- 12 NCAA National Players of the Year
- Three Golden Spikes Award Winners
- 66 All-Americans
- 2 NCAA Coaches of the Year
- 79 Major League Players
- 21 First-Round Draft Picks
- Finished in top 12 four of past seven years
- Four Academic All-Americans in last 5 years
- 10 Team USA Members

All-Time NCAA Baseball Victories:

School	Seasons	Overall Record
1. Fordham	144	3,161-1,543-40
2. Texas	108	2,760-867-27
3. USC	109	2,692-1,383-44
4. Michigan	136	2,376-1,332-37
5. Stanford	111	2,376-1,483-32
6. Arizona State	92	2,317-1,136-6
7. Washington State	108	2,301-1,348-17
8. Arizona	99	2,273-1,179-21
9. Harvard	135	2,233-1,405-32
10. Clemson	106	2,227-1,233-29

* Prior to start of 2004 Baseball Season. *

*List compiled by NCBWA and University of Minnesota. *

Numerical Roster

- Dustin Pedroia, SS
- Jeff Landry, INF
- Travis Buck, OF
- Brian Walker, C
- Seth Dhaenens, INF
- Colin Curtis, OF
- Joe Persichina, INF
- Jeff Larish, OF/1B
- Rocky Laguna, OF
- Josh Asanovich, INF
- Nick Cadena, OF/1B
- Ryan McKenna, OF
- Joel Bocchi, C
- Nick Walsh, 2B
- Quentin Andes, RHP
- Matt Henne, 1B
- Eric Williams, OF
- Pat Cassa, LHP/OF
- Taylor Holiday, UTL
- Chris Cook, 1B
- Jason Urquidez, RHP
- Jeff Mouser, RHP
- Zechry Zinicola, RHP/DH
- Ladd Hall, RHP
- Tuffy Gosewisch, C
- Pat Bresnehan, RHP
- Josh Blake, LHP
- Erik Averill, LHP
- Ty Marotz, RHP
- Brett Bordes, LHP
- Travis Webb, LHP/DH
- Joe Cosentino, OF
- Garrett Schoenberger, C

Alphabetical Roster

- Quentin Andes, RHP
- Josh Asanovich, INF
- Erik Averill, LHP
- Josh Blake, LHP
- Brett Bordes, LHP
- Pat Bresnehan, RHP
- Travis Buck, OF
- Pat Cassa, LHP/OF
- Chris Cook, 1B
- Joe Cosentino, OF
- Colin Curtis, OF
- Seth Dhaenens, INF
- Garrett Schoenberger, C
- Ladd Hall, RHP
- Matt Henne, 1B
- Taylor Holiday, UTL
- Jeff Larish, OF/1B
- Joel Bocchi, C
- Rocky Laguna, OF
- Jeff Landry, INF
- Ty Marotz, RHP
- Jeff Mouser, RHP
- Nick Walsh, 2B
- Nick Cadena, OF/1B
- Dustin Pedroia, SS
- Joe Persichina, INF
- Ryan McKenna, OF
- Tuffy Gosewisch, C
- Jason Urquidez, RHP
- Brian Walker, C
- Travis Webb, LHP/DH
- Eric Williams, OF
- Zechry Zinicola, RHP/DH



Arizona State vs. Washington State -- 2002 & 2003

Washington State at #3 Arizona State
Apr 25, 2003 at Tempe, Ariz. (Richard Stadium)

Washington State 0 (13-27,4-9 Pac-10)

Player	AB	R	H	BI
Justin Hart lf.....	4	0	0	0
Dustin Pedroia ss.....	5	2	3	1
Dennis Wryck 3b.....	3	0	0	0
Mike Goswisch 5b.....	4	0	0	0
Jeff Larish 3b.....	4	1	1	1
Ryan Schoeyer cf.....	4	0	0	0
Kevin Busch of.....	1	1	1	1
Collin Henderson if.....	1	0	0	0
Grant Richardson dh.....	2	0	0	0
Andre Ethier cf/lf.....	5	2	1	1
Derik Bruce ss.....	3	2	4	0
Jeff Larish 3b.....	3	2	4	0
Steve Mortimer lb.....	3	0	0	0
Jon Baeder c.....	1	0	0	0
Travis Buck if/lf.....	3	2	1	1
Frank Mesa 3b/4b.....	1	0	0	0
Brandon Redding c.....	1	0	0	0
Dustin Realini 3b.....	5	3	3	3
Steve Garabrant 2b.....	2	1	1	1
Tuffy Goswisch c.....	2	0	0	0
Joel Bocchi ph.....	1	0	0	0
Jeff Labbe ph/2b.....	1	0	0	0
Sean Vaughan c.....	0	0	0	0
Aaron MacKenzie p.....	0	0	0	0
Robbie McCellan p.....	0	0	0	0
Javy Lopez p.....	0	0	0	0
Totals.....	31	0	0	0

Score by Innings: R H E
Washington State..... 000 000 000 - 0 6 2
Arizona State..... 010 12(12) 14X - 21 21 0

E - Mortimer(3); Realini(4); DP - Cougars 1; LGB - Cougars 7; Sun Devils 10; 2B - Bruce(12); Goswisch(5); 3B - Bruce(2); Mesa(1); Garabrant(3); HR - Busch(4); Larish(15); West(10); HBP - Richardson; West; Buck 2; Goswisch; SF - Goswisch(4); SB - Hart(6); Garabrant(10); CS - Mesa(1).

Washington State IP H R ER SO WP BK HP IBB AB BF FO GO NP
MacKenzie L3-4..... 3.0 6 5 2 0 0 0 0 0 22 25 0 7
Lopez W7-3..... 3.0 13 10 8 0 0 0 0 0 22 32 5 16
James Freeman..... 0.0 0 0 0 0 0 0 0 0 0 0 0 0
Totals..... 9.0 26 18 10 0 0 0 0 0 66 77 5 23

Arizona State IP H R ER SO WP BK HP IBB AB BF FO GO NP
Vaughan W7-3..... 6.0 3 0 2 8 0 0 1 0 20 23 1 8
Bocchi L2-3..... 1.0 0 0 0 1 0 0 0 0 3 3 0 10
Lopez..... 2.0 3 0 0 0 0 0 0 0 8 8 0 5 31

HBP - by MacKenzie (West); by MacKenzie (Buck); by Vaughan (Richardson); by MacKenzie (Goswisch); by Vaughan (Buck). Inherited runners/scored: Freeman 2/2; Swendsen 3/2. Strikeouts: 7/0; Freeman 15/0; Swendsen 16/54; Vaughan 39/60; MacCellan 10/7; Lopez 47; 31/71.

Strikeouts - Miller; Farrar 2; Richardson; Bruce; Mortimer; Stahler; Realini 2; West; Garabrant; Buck; Bocchi; Garabrant; Walks - Mortimer; Baeder; Pedroia; Larish 3; West; Garabrant.

Umpires - HP: Dale Luker; 3B: Steve Mattingly; 1B: Mark Belter; 2B: Steve Mattingly; LF: Mark Belter; 4B: Attendance: 2336
Start: 7:00 PM Time: 3:14

Washington State at #3 Arizona State
Apr 26, 2003 at Tempe, Ariz. (Richard Stadium)

Washington State 0 (13-27,4-9 Pac-10)

Player	AB	R	H	BI
Justin Hart lf.....	4	0	0	0
Dustin Pedroia ss.....	5	2	3	1
Dennis Wryck 3b.....	3	0	0	0
Mike Goswisch 5b.....	4	0	0	0
Jeff Larish 3b.....	4	1	1	1
Ryan Schoeyer cf.....	4	0	0	0
Kevin Busch of.....	1	1	1	1
Collin Henderson if.....	1	0	0	0
Grant Richardson dh.....	2	0	0	0
Andre Ethier cf/lf.....	5	2	1	1
Derik Bruce ss.....	3	2	4	0
Jeff Larish 3b.....	3	2	4	0
Steve Mortimer lb.....	3	0	0	0
Jon Baeder c.....	1	0	0	0
Travis Buck if/lf.....	3	2	1	1
Frank Mesa 3b/4b.....	1	0	0	0
Brandon Redding c.....	1	0	0	0
Dustin Realini 3b.....	5	3	3	3
Steve Garabrant 2b.....	2	1	1	1
Tuffy Goswisch c.....	2	0	0	0
Joel Bocchi ph.....	1	0	0	0
Jeff Labbe ph/2b.....	1	0	0	0
Sean Vaughan c.....	0	0	0	0
Aaron MacKenzie p.....	0	0	0	0
Robbie McCellan p.....	0	0	0	0
Javy Lopez p.....	0	0	0	0
Totals.....	31	0	0	0

Score by Innings: R H E
Washington State..... 000 000 102 0 - 3 5 1
Arizona State..... 102 000 003 2 - 3 10 2

Note: 2 outs, 0 runners LOB when the game ended.

E - Alwert(1); Mesa(6); Garabrant(9); DP - Cougars 5; Sun Devils 2; LGB - Cougars 10; Sun Devils 7; 2B - Falkenberg(5); Bruce(11); Mortimer(5); 3B - Ethier(2); HR - Jacobson(1); West(11); HBP - Garabrant; Goswisch; SH - McStath(5); Redding(2); SB - Farrar(4); CS - Pedroia(3).

Washington State IP H R ER SO WP BK HP IBB AB BF FO GO NP
Garrett Alwert 4-3..... 5.0 3 2 0 1 0 0 0 0 12 13 5 41

Arizona State IP H R ER SO WP BK HP IBB AB BF FO GO NP
Ryan Schoeyer..... 7.0 3 1 3 5 0 0 0 0 25 29 5 10 108
Ryan Schoeyer..... 2.0 2 2 3 0 0 0 0 0 6 10 2 5 50
Brett Bordes..... 0.0 0 0 2 0 0 0 0 0 0 0 0 0 1
Carlos Aguillo W2-6..... 0.2 0 0 0 2 0 0 0 0 2 0 0 0 8

HBP - by Chamberlin (Goswisch); by Chamberlin (Garabrant); PB - Redding(7). Inherited runners/scored: Alwert 3/0; Aguillo 2/0. Pitches/strikes: Chamberlin 89/50; Alwert 41/25; Liebeck 108/63; Schoeyer 30/20; Bordes 9/7; Aguillo 8/6.

Strikeouts - Hart; Miller; Farrar; Richardson; Bruce; Mortimer 2; Fender 2; Richardson; Walsh; Mesa; Walks - Miller; Farrar 2; Richardson 2; Bruce 2; Fender; Pedroia 2; Ethier; Garabrant; Goswisch.

Umpires - HP: Mark Belter; 1B: Steve Mattingly; 3B: Dale Luker; 2B: Steve Mattingly; LF: Ethier; Garabrant; Goswisch.
Start: 7:07 PM Time: 2:56 Attendance: 2487

Washington State at #5 Arizona State
Apr 27, 2003 at Tempe, Ariz. (Richard Stadium)

Washington State 0 (13-29,4-10 Pac-10)

Player	AB	R	H	BI
Justin Hart lf.....	4	0	0	0
Dustin Pedroia ss.....	4	0	0	0
Mike Goswisch 5b.....	4	0	0	0
Jeff Larish 3b.....	4	0	0	0
Ryan Schoeyer cf.....	4	0	0	0
Kevin Busch of.....	1	1	1	1
Collin Henderson if.....	1	0	0	0
Grant Richardson dh.....	2	0	0	0
Andre Ethier cf/lf.....	5	2	1	1
Derik Bruce ss.....	3	2	4	0
Jeff Larish 3b.....	3	2	4	0
Steve Garabrant 2b.....	2	0	0	0
Jon Baeder c.....	1	0	0	0
Travis Buck if/lf.....	3	2	1	1
Frank Mesa 3b/4b.....	1	0	0	0
Brandon Redding c.....	1	0	0	0
Dustin Realini 3b.....	5	3	3	3
Steve Garabrant 2b.....	2	0	0	0
Tuffy Goswisch c.....	2	0	0	0
Joel Bocchi ph.....	1	0	0	0
Jeff Labbe ph/2b.....	1	0	0	0
Sean Vaughan c.....	0	0	0	0
Aaron MacKenzie p.....	0	0	0	0
Robbie McCellan p.....	0	0	0	0
Javy Lopez p.....	0	0	0	0
Totals.....	33	3	3	3

Score by Innings: R H E
Washington State..... 000 000 102 0 - 3 5 1
Arizona State..... 102 000 003 2 - 3 10 2

Note: 2 outs, 0 runners LOB when the game ended.

E - Alwert(1); Mesa(6); Garabrant(9); DP - Cougars 5; Sun Devils 2; LGB - Cougars 10; Sun Devils 7; 2B - Falkenberg(5); Bruce(11); Mortimer(5); 3B - Ethier(2); HR - Jacobson(1); West(11); HBP - Garabrant; Goswisch; SH - McStath(5); Redding(2); SB - Farrar(4); CS - Pedroia(3).

Washington State IP H R ER SO WP BK HP IBB AB BF FO GO NP
Garrett Alwert 4-3..... 5.0 3 2 0 1 0 0 0 0 12 13 5 41

Arizona State IP H R ER SO WP BK HP IBB AB BF FO GO NP
Ryan Schoeyer..... 7.0 3 1 3 5 0 0 0 0 25 29 5 10 108
Ryan Schoeyer..... 2.0 2 2 3 0 0 0 0 0 6 10 2 5 50
Brett Bordes..... 0.0 0 0 2 0 0 0 0 0 0 0 0 0 1
Carlos Aguillo W2-6..... 0.2 0 0 0 2 0 0 0 0 2 0 0 0 8

HBP - by Chamberlin (Goswisch); by Chamberlin (Garabrant); PB - Redding(7). Inherited runners/scored: Alwert 3/0; Aguillo 2/0. Pitches/strikes: Chamberlin 89/50; Alwert 41/25; Liebeck 108/63; Schoeyer 30/20; Bordes 9/7; Aguillo 8/6.

Strikeouts - Hart; Miller; Farrar; Richardson; Bruce; Mortimer 2; Fender 2; Richardson; Walsh; Mesa; Walks - Miller; Farrar 2; Richardson 2; Bruce 2; Fender; Pedroia 2; Ethier; Garabrant; Goswisch.

Umpires - HP: Mark Belter; 1B: Steve Mattingly; 3B: Dale Luker; 2B: Steve Mattingly; LF: Ethier; Garabrant; Goswisch.
Start: 7:07 PM Time: 2:56 Attendance: 2487

Washington State at #5 Arizona State
Apr 28, 2003 at Tempe, Ariz. (Richard Stadium)

Washington State 3 (13-29,4-10 Pac-10)

Player	AB	R	H	BI
Justin Hart lf.....	4	0	0	0
Dustin Pedroia ss.....	4	0	0	0
Mike Goswisch 5b.....	4	0	0	0
Jeff Larish 3b.....	4	0	0	0
Ryan Schoeyer cf.....	4	0	0	0
Kevin Busch of.....	1	1	1	1
Collin Henderson if.....	1	0	0	0
Grant Richardson dh.....	2	0	0	0
Andre Ethier cf/lf.....	5	2	1	1
Derik Bruce ss.....	3	2	4	0
Jeff Larish 3b.....	3	2	4	0
Steve Garabrant 2b.....	2	0	0	0
Jon Baeder c.....	1	0	0	0
Travis Buck if/lf.....	3	2	1	1
Frank Mesa 3b/4b.....	1	0	0	0
Brandon Redding c.....	1	0	0	0
Dustin Realini 3b.....	5	3	3	3
Steve Garabrant 2b.....	2	0	0	0
Tuffy Goswisch c.....	2	0	0	0
Joel Bocchi ph.....	1	0	0	0
Jeff Labbe ph/2b.....	1	0	0	0
Sean Vaughan c.....	0	0	0	0
Aaron MacKenzie p.....	0	0	0	0
Robbie McCellan p.....	0	0	0	0
Javy Lopez p.....	0	0	0	0
Totals.....	33	3	3	3

Score by Innings: R H E
Washington State..... 000 000 102 0 - 3 5 1
Arizona State..... 102 000 003 2 - 3 10 2

Note: 2 outs, 0 runners LOB when the game ended.

E - Alwert(1); Mesa(6); Garabrant(9); DP - Cougars 5; Sun Devils 2; LGB - Cougars 10; Sun Devils 7; 2B - Falkenberg(5); Bruce(11); Mortimer(5); 3B - Ethier(2); HR - Jacobson(1); West(11); HBP - Garabrant; Goswisch; SH - McStath(5); Redding(2); SB - Farrar(4); CS - Pedroia(3).

Washington State IP H R ER SO WP BK HP IBB AB BF FO GO NP
Garrett Alwert 4-3..... 5.0 3 2 0 1 0 0 0 0 12 13 5 41

Arizona State IP H R ER SO WP BK HP IBB AB BF FO GO NP
Ryan Schoeyer..... 7.0 3 1 3 5 0 0 0 0 25 29 5 10 108
Ryan Schoeyer..... 2.0 2 2 3 0 0 0 0 0 6 10 2 5 50
Brett Bordes..... 0.0 0 0 2 0 0 0 0 0 0 0 0 0 1
Carlos Aguillo W2-6..... 0.2 0 0 0 2 0 0 0 0 2 0 0 0 8

HBP - by Chamberlin (Goswisch); by Chamberlin (Garabrant); PB - Redding(7). Inherited runners/scored: Alwert 3/0; Aguillo 2/0. Pitches/strikes: Chamberlin 89/50; Alwert 41/25; Liebeck 108/63; Schoeyer 30/20; Bordes 9/7; Aguillo 8/6.

Strikeouts - Hart; Miller; Farrar; Richardson; Bruce; Mortimer 2; Fender 2; Richardson; Walsh; Mesa; Walks - Miller; Farrar 2; Richardson 2; Bruce 2; Fender; Pedroia 2; Ethier; Garabrant; Goswisch.

Umpires - HP: Mark Belter; 1B: Steve Mattingly; 3B: Dale Luker; 2B: Steve Mattingly; LF: Ethier; Garabrant; Goswisch.
Start: 7:07 PM Time: 2:56 Attendance: 2487

Washington State at #5 Arizona State
Apr 29, 2003 at Tempe, Ariz. (Richard Stadium)

Washington State 3 (13-29,4-10 Pac-10)

Player	AB	R	H	BI
Justin Hart lf.....	4	0	0	0
Dustin Pedroia ss.....	4	0	0	0
Mike Goswisch 5b.....	4	0	0	0
Jeff Larish 3b.....	4	0	0	0
Ryan Schoeyer cf.....	4	0	0	0
Kevin Busch of.....	1	1	1	1
Collin Henderson if.....	1	0	0	0
Grant Richardson dh.....	2	0	0	0
Andre Ethier cf/lf.....	5	2	1	1
Derik Bruce ss.....	3	2	4	0
Jeff Larish 3b.....	3	2	4	0
Steve Garabrant 2b.....	2	0	0	0
Jon Baeder c.....	1	0	0	0
Travis Buck if/lf.....	3	2	1	1
Frank Mesa 3b/4b.....	1	0	0	0
Brandon Redding c.....	1	0	0	0
Dustin Realini 3b.....	5	3	3	3
Steve Garabrant 2b.....	2	0	0	0
Tuffy Goswisch c.....	2	0	0	0
Joel Bocchi ph.....	1	0	0	0
Jeff Labbe ph/2b.....	1	0	0	0
Sean Vaughan c.....	0	0	0	0
Aaron MacKenzie p.....	0	0	0	0
Robbie McCellan p.....	0	0	0	0
Javy Lopez p.....	0	0	0	0
Totals.....	33	3	3	3

Score by Innings: R H E
Washington State..... 000 000 102 0 - 3 5 1
Arizona State..... 102 000 003 2 - 3 10 2

Note: 2 outs, 0 runners LOB when the game ended.

E - Alwert(1); Mesa(6); Garabrant(9); DP - Cougars 5; Sun Devils 2; LGB - Cougars 10; Sun Devils 7; 2B - Falkenberg(5); Bruce(11); Mortimer(5); 3B - Ethier(2); HR - Jacobson(1); West(11); HBP - Garabrant; Goswisch; SH - McStath(5); Redding(2); SB - Farrar(4); CS - Pedroia(3).

Washington State IP H R ER SO WP BK HP IBB AB BF FO GO NP
Garrett Alwert 4-3..... 5.0 3 2 0 1 0 0 0 0 12 13 5 41

Arizona State IP H R ER SO WP BK HP IBB AB BF FO GO NP
Ryan Schoeyer..... 7.0 3 1 3 5 0 0 0 0 25 29 5 10 108
Ryan Schoeyer..... 2.0 2 2 3 0 0 0 0 0 6 10 2 5 50
Brett Bordes..... 0.0 0 0 2 0 0 0 0 0 0 0 0 0 1
Carlos Aguillo W2-6..... 0.2 0 0 0 2 0 0 0 0 2 0 0 0 8

HBP - by Chamberlin (Goswisch); by Chamberlin (Garabrant); PB - Redding(7). Inherited runners/scored: Alwert 3/0; Aguillo 2/0. Pitches/strikes: Chamberlin 89/50; Alwert 41/25; Liebeck 108/63; Schoeyer 30/20; Bordes 9/7; Aguillo 8/6.

Strikeouts - Hart; Miller; Farrar; Richardson; Bruce; Mortimer 2; Fender 2; Richardson; Walsh; Mesa; Walks - Miller; Farrar 2; Richardson 2; Bruce 2; Fender; Pedroia 2; Ethier; Garabrant; Goswisch.

Umpires - HP: Mark Belter; 1B: Steve Mattingly; 3B: Dale Luker; 2B: Steve Mattingly; LF: Ethier; Garabrant; Goswisch.
Start: 7:07 PM Time: 2:56 Attendance: 2487

Washington State at #5 Arizona State
Apr 30, 2003 at Tempe, Ariz. (Richard Stadium)

Washington State 3 (13-29,4-10 Pac-10)

Player	AB	R	H	BI
Justin Hart lf.....	4	0	0	0
Dustin Pedroia ss.....	4	0	0	0
Mike Goswisch 5b.....	4	0	0	0
Jeff Larish 3b.....	4	0	0	0
Ryan Schoeyer cf.....	4	0	0	0
Kevin Busch of.....	1	1	1	1
Collin Henderson if.....	1	0	0	0
Grant Richardson dh.....	2	0	0	0
Andre Ethier cf/lf.....	5	2	1	1
Derik Bruce ss.....	3	2	4	0
Jeff Larish 3b.....	3	2	4	0
Steve Garabrant 2b.....	2	0	0	0
Jon Baeder c.....	1	0	0	0
Travis Buck if/lf.....	3	2	1	1
Frank Mesa 3b/4b.....	1	0	0	0
Brandon Redding c.....	1	0	0	0
Dustin Realini 3b.....	5	3	3	3
Steve Garabrant 2b.....	2	0	0	0
Tuffy Goswisch c.....	2	0	0	0
Joel Bocchi ph.....	1	0	0	0
Jeff Labbe ph/2b.....	1	0	0	0
Sean Vaughan c.....	0	0	0	0
Aaron MacKenzie p.....	0	0	0	0
Robbie McCellan p.....	0	0	0	0
Javy Lopez p.....	0	0	0	0
Totals.....	33	3	3	3

Score by Innings: R H E
Washington State..... 000 000 102 0 - 3 5 1
Arizona State..... 102 000 003 2 - 3 10 2

Note: 2 outs, 0 runners LOB when the game ended.

E - Alwert(1); Mesa(6); Garabrant(9); DP - Cougars 5; Sun Devils 2; LGB - Cougars 10; Sun Devils 7; 2B - Falkenberg(5); Bruce(11); Mortimer(5); 3B - Ethier(2); HR - Jacobson(1); West(11); HBP - Garabrant; Goswisch; SH - McStath(5); Redding(2); SB - Farrar(4); CS - Pedroia(3).

Washington State IP H R ER SO WP BK HP IBB AB BF FO GO NP
Garrett Alwert 4-3..... 5.0 3 2 0 1 0 0 0 0 12 13 5 41

Arizona State IP H R ER SO WP BK HP IBB AB BF FO GO NP
Ryan Schoeyer..... 7.0 3 1 3 5 0 0 0 0 25 29 5 10 108
Ryan Schoeyer..... 2.0 2 2 3 0 0 0 0 0 6 10 2 5 50
Brett Bordes..... 0.0 0 0 2 0 0 0 0 0 0 0 0 0 1
Carlos Aguillo W2-6..... 0.2 0 0 0 2 0 0 0 0 2 0 0 0 8

HBP - by Chamberlin (Goswisch); by Chamberlin (Garabrant); PB - Redding(7). Inherited runners/scored: Alwert 3/0; Aguillo 2/0. Pitches/strikes: Chamberlin 89/50; Alwert 41/25; Liebeck 108/63; Schoeyer 30/20; Bordes 9/7; Aguillo 8/6.

Strikeouts - Hart; Miller; Farrar; Richardson; Bruce; Mortimer 2; Fender 2; Richardson; Walsh; Mesa; Walks - Miller; Farrar 2; Richardson 2; Bruce 2; Fender; Pedroia 2; Ethier; Garabrant; Goswisch.

Umpires - HP: Mark Belter; 1B: Steve Mattingly; 3B: Dale Luker; 2B: Steve Mattingly; LF: Ethier; Garabrant; Goswisch.
Start: 7:07 PM Time: 2:56 Attendance: 2487

Washington State at #5 Arizona State
Apr 31, 2003 at Tempe, Ariz. (Richard Stadium)

Washington State 3 (13-29,4-10 Pac-10)

Player	AB	R	H	BI
Justin Hart lf.....	4	0	0	0
Dustin Pedroia ss.....	4	0	0	0
Mike Goswisch 5b.....	4	0	0	0
Jeff Larish 3b.....	4	0	0	0
Ryan Schoeyer cf.....	4	0	0	0
Kevin Busch of.....	1	1	1	1
Collin Henderson if.....	1	0	0	0
Grant Richardson dh.....	2	0	0	0
Andre Ethier cf/lf.....	5	2	1	1
Derik Bruce ss.....	3	2	4	0
Jeff Larish 3b.....	3	2	4	0
Steve Garabrant 2b.....	2	0	0	0
Jon Baeder c.....	1	0	0	0
Travis Buck if/lf.....	3	2	1	1
Frank Mesa 3b/4b.....	1	0		

Sun Devil Baseball 2004

2004 Arizona State Baseball Game-by-Game Results


(26-12 Overall, 5-7 Pac-10, 20-9 Home, 3-1 Away, 3-2 Neutral, 11-3 Ranked Opponents)

Date	Opponent	W-L	Score	Att.	ASU Pitcher	Opp. Pitcher	Record	Notes
2/6	Florida State (#18)	W	2-1	3,078	Zinicola (1-0)	Lynch (1-1)	1-0	Gosewisch 2-out, 2-run double in B-9 wins game.
2/7	Florida State (#18)	W	10-9	3,220	Bresnehan (1-0)	Lynch (1-2)	2-0	Curtis 3x5, 4 RBI, HR. Devils score 3 in B-9.
2/8	Florida State (#18)	W	12-6	3,386	Urquidez (1-0)	Sauls (0-1)	3-0	Buck 3x3, 4 RBI. Urquidez 9 K's in 5.0 IP.
2/13	vs. CS Northridge^	W	13-3	868	Averill (1-0)	Hochgesang (0-1)	4-0	Pedroia 3x4, 2 2B. Curtis 3x4, 3 R.
2/14	vs. Utah^	W	11-0	813	Urquidez (2-0)	Mackay (0-1)	5-0	Pedroia 3x4, 3 R, 2 RBI. Urquidez 7 K's in 6.0 IP.
2/15	vs. Oklahoma^	L	0-6	1,370	Cassa (0-1)	Purcey (1-0)	5-1	NCAA record 506 game scoring streak ends!
2/16	Gonzaga	W	10-3	2,172	Bresnehan (2-0)	Monroe (0-1)	6-1	Pedroia 4-for-5, 3 2B. Bresnehan 7 K's in 5.0 IP.
2/20	vs. Lamar#	L	4-5	3,108	Zinicola (1-1)	Stutes (2-0)	6-2	Pedroia 3x5, HR. Lamar scores two in eighth.
2/21	vs. Memphis#	W	7-0	3,405	Cassa (1-1)	Hankins (0-1)	7-2	Cassa 9 K's, 1 H in 6.0 IP. Pedroia 3x4, 2 RBI.
2/22	at Rice# (#1)	W	3-1	3,604	Urquidez (3-0)	Niemann (0-1)	8-2	Urquidez 7 K's, 3 H in complete-game effort.
2/24	Arizona (#16)	W	4-0	2,748	Bordes (1-0)	Guyette (1-2)	9-2	Bordes 10 K's in 6.0 IP. Pedroia 3x4, 2 2B.
2/27	UConn	W	18-2	2,163	Mousser (1-0)	Hourigan (0-1)	10-2	Mousser 0 H, 5.0 IP. Cook 4x4, 2 2B, HR, 4 RBI.
2/28	UConn	W	16-5	2,385	Bresnehan (3-0)	James (0-1)	11-2	Buck 4x5, 4 2B, 4 RBI. Pedroia hits grand slam.
2/29	UConn	W	18-11	2,400	Urquidez (4-0)	Tucci (0-1)	12-2	Buck 5x5, 8 RBI, HR. Asanovich 2x2, 4 R, 4 RBI.
3/5	East Carolina (#18)	W	7-6	2,552	Andes (1-0)	Flye (1-1)	13-2	Zinicola 2-run HR in eighth caps comeback.
3/6	East Carolina (#18)	W	6-4	2,567	Urquidez (5-0)	Harrell (2-1)	14-2	Buck GW HR in 7th. Urquidez 4 K in 7.0 IP.
3/7	East Carolina (#18)	W	7-5	2,842	Andes (2-0)	Brooks (1-1)	15-2	Buck hits HR in 4th straight. Walsh 2x3, 3 RBI.
3/12	Tulane (#11)	L	3-5	2,827	Mousser (1-1)	Mohl (4-0)	15-3	Buck HR in fifth straight, but ASU only 4 H.
3/13	Tulane (#11)	W	11-3	2,650	Urquidez (6-0)	Crowel (3-1)	16-3	Pedroia 4x4, 5 RBI, HR. Larish 2x4, 3 RBI, HR.
3/14	Tulane (#11)	W	5-1	3,005	Averill (2-0)	Hahn (3-1)	17-3	Walsh 2x3, 2 RBI. Bordes 6 K's in 4.1 IP.
3/16	Oklahoma State	W	3-2	3,253	Andes (3-0)	Rew (3-1)	18-3	Cassa, Andes, Bresnehan limit OSU to 2 UE runs.
3/17	Oklahoma State	W	16-6	3,024	Blake (1-0)	Grogan (4-1)	19-3	Larish 3x6, 2 2B, 4 RBI. 11 players with hits.
3/19	California*	L	7-9	2,766	Andes (3-1)	Johnson (1-0)	19-4	Pedroia 4x5, 2B, RBI. Zinicola 2x5, 2 RBI.
3/20	California*	L	8-20	2,314	Urquidez (6-1)	Read (1-0)	19-5	ASU ties school record giving up 13 runs in 5th.
3/21	California	W	8-4	2,735	Zinicola (2-1)	Crist (2-4)	20-5	Zinicola 7.0 IP with 5 K's. Asanovich 3-run HR.
3/26	Washington*	L	1-11	3,336	Urquidez (6-2)	Lincecum (3-0)	20-6	ASU gives up 3 HR and score only one run in loss.
3/27	Washington*	W	9-4	2,588	Bordes (2-0)	Everitt (3-2)	21-6	Walsh 2x4, 2 RBI. Pedroia solo HR.
3/28	Washington*	L	6-8	2,761	Bresnehan (3-1)	Fenton (3-2)	21-7	Pedroia 3x6, 2 RBI. ASU gives up 6 in last 3 inn.
4/2	USC*	W	10-3	2,687	Urquidez (7-2)	Kennedy (4-1)	22-7	Urquidez 7 K's in 8.1 IP. Walsh 4x5, 2 R.
4/3	USC*	L	5-14	2,692	Averill (2-1)	Wentworth (2-2)	22-8	USC scores 11 unanswered runs with two outs.
4/4	USC*	L	3-10	2,681	Mousser (1-2)	Butler (3-1)	22-9	Devils lose third straight Pac-10 series.
4/8	Oral Roberts (#24)	L	7-9	2,231	Bresnehan (3-2)	Bigley (6-1)	22-10	Bullpen gives up seven runs in last two innings.
4/9	Oral Roberts (#24)	W	5-1	2,334	Urquidez (8-2)	Recio (0-1)	23-10	Urquidez 6 K's, 5 H in 7.0 IP. Gosewisch 2-R HR.
4/10	Oral Roberts (#24)	L	5-6	2,157	Mousser (1-3)	Sorrow (5-1)	23-11	Asanovich 3-for-3, 2B, 3B. Devils score 2 in ninth.
4/12	Arizona	W	9-5	2,308	Cassa (2-1)	Mills (0-1)	24-11	Pedroia 3-for-5, 2B. Cassa/Zinicola 8 K's in 3.1 IP.
4/16	at UCLA*	W	12-4	450	Mousser (2-3)	Beck (2-3)	25-11	Pedroia 4-for-5. Mousser 5 H, 1 R in 7.0 IP.
4/17	at UCLA*	W	4-3	568	Zinicola (3-1)	Rustich (3-1)	26-11	Averill and Zinicola retire last 15 batters in win.
4/18	at UCLA*	L	10-11	657	Zinicola (3-2)	Brophy (4-0)	26-12	Buck 2x4, but Devils comeback stalls in ninth.
4/23	at Wash. State*	3 p.m.						
4/24	at Wash. State*	1 p.m.						
4/25	at Wash. State*	12 p.m.						
4/27	at Wichita State	7 p.m.						
4/28	at Wichita State	7 p.m.						
5/3	New Mexico State	7 p.m.						
5/4	New Mexico State	7 p.m.						
5/14	Oregon State*	7 p.m.						
5/15	Oregon State*	7 p.m.						
5/16	Oregon State*	1 p.m.						
5/18	at New Mexico\$	7 p.m.						
5/19	at New Mexico St.	6 p.m.						
5/21	at Arizona*	7 p.m.						
5/22	at Arizona*	7 p.m.						
5/23	at Arizona*	1 p.m.						
5/28	at Stanford*	6 p.m.						
5/29	at Stanford*	1 p.m.						
5/30	at Stanford*	1 p.m.						

* Pac-10 Game, ^ Coca-Cola Spring Training College Baseball Classic (Surprise, Ariz.)
Coca-Cola Rice Baseball Classic, \$ Played at Isotopes Ballpark



Sun Devil Baseball 2004



Arizona State Sun Devil Baseball Overall Statistics

Record: 26-12 Home: 20-9 Away: 3-1 Neutral: 3-2 Pac-10: 5-7

Player	AVG	GP-GS	AB	R	H	2B	3B	HR	RBI	TB	SLG%	BB	HBP	SO	GDP	OB%	SF	SH	SB-ATT	PO	A	E	FLD%
2 Dustin Pedroia...	.419	38-38	155	48	65	18	0	5	33	98	.632	31	4	9	7	.521	2	1	5-10	61	115	7	.962
20 Nick Walsh.....	.365	33-26	96	21	35	5	0	0	17	40	.417	15	5	4	1	.466	2	4	4-8	61	52	4	.966
32 Chris Cook.....	.347	24-10	49	12	17	5	0	2	10	28	.571	5	2	16	2	.429	0	0	1-1	74	3	0	1.000
39 Tuffy Gosewisch..	.344	38-37	128	26	44	8	0	2	25	58	.453	22	2	22	2	.447	0	5	0-1	266	29	5	.983
4 Travis Buck.....	.343	38-38	137	39	47	12	0	7	45	80	.584	37	8	23	4	.497	3	1	7-9	82	5	1	.989
10 Joe Persichina...	.333	36-29	96	21	32	4	1	1	15	41	.427	15	5	12	1	.444	1	2	1-1	219	14	2	.991
15 Josh Asanovich...	.312	29-21	77	20	24	5	1	2	19	37	.481	10	5	12	1	.406	4	2	4-4	32	40	5	.935
9 Colin Curtis.....	.307	38-38	127	28	39	9	0	4	25	60	.472	27	4	28	5	.440	1	0	8-9	79	0	0	1.000
19 Joel Bocchi.....	.306	23-13	49	8	15	3	0	0	10	18	.367	8	8	10	1	.470	1	1	0-0	23	1	0	1.000
37 Zechry Zinicola..	.283	17-11	46	7	13	3	0	2	16	22	.478	5	1	14	1	.358	1	0	0-0	3	6	1	.900
11 Jeff Larish.....	.272	36-36	147	24	40	14	0	2	31	60	.408	23	0	36	1	.366	2	0	2-5	56	2	0	1.000
6 Seth Dhaenens....	.247	32-22	73	22	18	2	0	0	5	20	.274	21	0	15	4	.415	0	4	2-6	26	37	5	.926
16 Nick Cadena.....	.241	28-9	58	8	14	2	0	2	10	22	.379	2	1	13	1	.274	1	0	1-1	4	0	1	.800

17 Ryan McKenna....	.217	20-3	23	5	5	1	1	0	4	8	.348	2	0	5	0	.280	0	3	0-0	4	0	0	1.000
60 Garrett Schoenber	.000	6-0	4	0	0	0	0	0	0	0	.000	0	0	1	0	.000	0	0	0-0	9	0	0	1.000
26 Pat Cassa.....	.000	3-0	1	0	0	0	0	0	0	0	.000	0	0	0	0	.000	0	0	0-0	4	9	3	.813
50 Travis Webb.....	.000	1-0	1	0	0	0	0	0	0	0	.000	0	0	1	0	.000	0	0	0-0	1	1	1	.667
51 Joe Cosentino....	.000	1-0	1	0	0	0	0	0	0	0	.000	0	0	0	0	.000	0	0	0-0	0	0	0	.000
49 Brett Bordes.....	.000	1-0	0	1	0	0	0	0	0	0	.000	0	0	0	0	.000	0	0	0-0	1	5	0	1.000

Totals.....	.319	38-38	1302	295	415	92	3	29	269	600	.461	228	46	231	34	.432	18	23	35-56	1020	371	43	.970
Opponents.....	.264	38-38	1285	210	339	52	9	28	195	493	.384	168	31	291	35	.359	14	26	31-44	961	391	56	.960

LOB - Team (361), Opp (295). DPs turned - Team (43), Opp (42). TPs turned - Team (1). CI - Team (1), Gosewisch 1. IBB - Team (14), Pedroia 4, Buck 4, Larish 3, Asanovich 1, Bocchi 1, Gosewisch 1, Opp (1). Picked off - Pedroia 1, Buck 1, Curtis 1.

(All games Sorted by Earned run avg)


Player	ERA	W-L	APP	GS	CG	SHO/CBO	SV	IP	H	R	ER	BB	SO	2B	3B	HR	AB	B/Avg	WP	HBP	BK	SFA	SHA
34 Jason Urquidez...	2.97	8-2	11	11	1	0/1	0	60.2	53	23	20	30	54	9	2	6	217	.244	2	2	0	2	2
35 Jeff Mousser.....	3.86	2-3	10	10	0	0/0	0	51.1	47	27	22	19	26	10	2	3	182	.258	1	5	0	5	7
37 Zechry Zinicola..	4.21	3-2	14	4	0	0/0	2	36.1	36	19	17	11	36	5	1	3	138	.261	3	3	1	1	3
26 Pat Cassa.....	4.66	2-1	15	4	0	0/1	1	36.2	35	24	19	16	31	3	2	5	141	.248	0	1	0	0	3
40 Pat Bresnehan....	4.86	3-2	17	1	0	0/1	5	33.1	34	24	18	18	34	8	0	2	122	.279	3	4	1	1	3
45 Erik Averill.....	5.17	2-1	16	2	0	0/0	0	47.0	48	29	27	13	33	6	2	3	180	.267	1	5	3	2	6

47 Ty Marotz.....	4.30	0-0	11	1	0	0/1	0	14.2	13	8	7	8	16	2	0	2	55	.236	1	0	1	2	0
21 Quentin Andes....	5.60	3-1	13	0	0	0/0	2	17.2	20	12	11	11	16	4	0	2	72	.278	1	4	0	0	1
41 Josh Blake.....	6.32	1-0	10	0	0	0/1	1	15.2	20	14	11	12	11	0	0	0	64	.313	1	2	0	1	0
49 Brett Bordes.....	7.71	2-0	8	5	0	0/1	0	23.1	25	20	20	23	31	5	0	2	94	.266	2	4	1	0	1
50 Travis Webb.....	8.10	0-0	7	0	0	0/1	0	3.1	8	10	3	7	3	0	0	0	20	.400	0	1	0	0	0

Totals.....	4.58	26-12	38	38	1	3/3	11	340.0	339	210	173	168	291	52	9	28	1285	.264	15	31	7	14	26
Opponents.....	6.97	12-26	38	38	0	1/1	6	320.1	415	295	248	228	231	92	3	29	1302	.319	30	46	11	18	23

PB - Team (2), Gosewisch 1, Bocchi 1, Opp (5). Pickoffs - Team (2), Urquidez 2, Opp (2). SBA/ATT - Gosewisch (25-37), Urquidez (8-13), Bresnehan (6-8), Cassa (3-6), Averill (5-5), Bocchi (5-5), Mousser (3-4), Zinicola (3-4), Bordes (2-3), Schoenberger (1-1), Marotz (1-1).




Sun Devil Baseball 2004**Arizona State Sun Devil Baseball Fielding Statistics**

2004 Arizona State Sun Devil Baseball
 Overall Statistics for Arizona State (as of Apr 18, 2004)
 (All games Sorted by Fielding pct)

Player	C	PO	A	E	FLD%	DPS	SBA	CSB	SBA%	PB	CI
9 Colin Curtis.....	79	79	0	0	1.000	0	0	0	---	0	0
32 Chris Cook.....	77	74	3	0	1.000	11	0	0	---	0	0
11 Jeff Larish.....	58	56	2	0	1.000	1	0	0	---	0	0
19 Joel Bocchi.....	24	23	1	0	1.000	0	5	0	1.000	1	0
60 Garrett Schoenber	9	9	0	0	1.000	0	1	0	1.000	0	0
49 Brett Bordes.....	6	1	5	0	1.000	0	2	1	.667	0	0
40 Pat Bresnehan....	5	1	4	0	1.000	0	6	2	.750	0	0
17 Ryan McKenna.....	4	4	0	0	1.000	0	0	0	---	0	0
21 Quentin Andes....	3	0	3	0	1.000	0	0	0	---	0	0
47 Ty Marotz.....	2	0	2	0	1.000	0	1	0	1.000	0	0
10 Joe Persichina...	235	219	14	2	.991	27	0	0	---	0	0
4 Travis Buck.....	88	82	5	1	.989	1	0	0	---	0	0
39 Tuffy Gosewisch..	300	266	29	5	.983	3	25	12	.676	1	1
20 Nick Walsh.....	117	61	52	4	.966	22	0	0	---	0	0
2 Dustin Pedroia...	183	61	115	7	.962	28	0	0	---	0	0
15 Josh Asanovich...	77	32	40	5	.935	11	0	0	---	0	0
6 Seth Dhaenens....	68	26	37	5	.926	7	0	0	---	0	0
45 Erik Averill.....	13	3	9	1	.923	0	5	0	1.000	0	0
37 Zechry Zinicola..	10	3	6	1	.900	0	3	1	.750	0	0
35 Jeff Mousser.....	14	2	10	2	.857	1	3	1	.750	0	0
34 Jason Urquidez...	11	1	8	2	.818	1	8	5	.615	0	0
26 Pat Cassa.....	16	4	9	3	.813	0	3	3	.500	0	0
16 Nick Cadena.....	5	4	0	1	.800	0	0	0	---	0	0
41 Josh Blake.....	4	1	2	1	.750	0	0	0	---	0	0
50 Travis Webb.....	3	1	1	1	.667	0	0	0	---	0	0
51 Joe Cosentino....	0	0	0	0	.000	0	0	0	---	0	0
Totals.....	1434	1020	371	43	.970	43	31	13	.705	2	1
Opponents.....	1408	961	391	56	.960	42	35	21	.625	5	0



Sun Devil Baseball 2004**Arizona State Sun Devil Baseball Statistics Summary**

Inning-by-inning summary:

	1	2	3	4	5	6	7	8	9	Total
	--	--	--	--	--	--	--	--	--	-----
Arizona State	41	20	49	40	40	24	37	33	11	295
Opponents	21	22	15	23	34	29	22	17	27	210

Win-loss summary:

	W	L	T	Pct
	--	--	--	-----
Total	26	12	0	.684
Conference	5	7	0	.417
Non-Conf	21	5	0	.808
Home	20	9	0	.690
Away	3	1	0	.750
Neutral	3	2	0	.600
Day	12	8	0	.600
Night	14	4	0	.778
vs Left	5	4	0	.556
vs Right	21	8	0	.724
1-Run games	5	3	0	.625
2-Run games	3	4	0	.429
5+Run games	12	5	0	.706
Extra inns	0	0	0	.000
Shutouts	3	1	0	.750

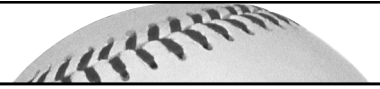
General summary:

Current losing streak : 1
 Longest winning streak : 9
 Longest losing streak : 3

Home attendance : 77871 (29 dates avg = 2685)
 Away attendance : 14867 (9 dates avg = 1651)
 Total attendance: 92738 (38 dates avg = 2440)



Sun Devil Baseball 2004




Arizona State Sun Devil Team Game-by-Game – Hitting

Batting (All games)

Date	Opponent	AB	R	H	RBI	2B	3B	HR	BB	IBB	SB	CS	HBP	SAC	SF	GDP	K	PO	A	E	Avg
Feb 06, 2004	Florida State	35	2	7	2	5	0	0	5	1	1	0	0	0	0	0	7	27	10	0	.200
Feb 07, 2004	Florida State	38	10	12	10	2	0	1	3	0	0	0	3	0	1	1	6	27	10	0	.260
Feb 08, 2004	Florida State	35	12	10	12	6	0	0	15	2	3	0	1	0	0	0	5	27	6	1	.269
Feb 13, 2004 vs	CS Northridge	37	13	13	9	7	0	0	11	1	1	0	2	1	0	1	5	27	11	3	.290
Feb 14, 2004 vs	Utah	34	11	12	9	1	0	0	8	0	1	1	2	0	0	3	8	27	9	0	.302
Feb 15, 2004 vs	Oklahoma	30	0	4	0	0	0	0	4	0	0	0	0	0	0	0	8	27	8	1	.278
Feb 16, 2004	Gonzaga	34	10	12	8	4	0	0	4	0	2	0	1	0	1	0	5	27	6	4	.288
Feb 20, 2004 vs	Lamar	32	4	9	2	1	0	1	4	0	2	1	4	0	0	3	9	24	10	2	.287
Feb 21, 2004 vs	Memphis	33	7	9	6	2	0	2	4	0	1	0	1	1	0	0	9	27	9	0	.286
Feb 22, 2004 at	Rice	27	3	5	3	1	0	1	4	0	0	2	1	1	1	1	6	27	9	2	.278
Feb 24, 2004	Arizona	30	4	9	4	2	0	0	9	1	0	2	0	1	0	1	7	27	6	1	.279
Feb 27, 2004	Connecticut	45	18	21	18	3	1	2	6	0	0	0	3	0	0	2	7	27	10	0	.300
Feb 28, 2004	Connecticut	38	16	17	16	6	0	3	11	1	0	0	1	1	0	1	2	27	9	1	.312
Feb 29, 2004	Connecticut	37	18	15	17	2	0	2	10	0	2	0	4	0	0	1	5	27	11	1	.320
Mar 05, 2004	East Carolina	30	7	9	7	0	0	3	3	0	0	0	0	0	0	3	7	27	10	1	.318
Mar 06, 2004	East Carolina	27	6	7	6	2	0	2	5	0	2	1	0	3	1	1	4	27	7	1	.315
Mar 07, 2004	East Carolina	32	7	13	7	3	0	1	10	2	1	1	0	3	1	1	2	27	10	0	.321
Mar 12, 2004	Tulane	31	3	4	3	0	0	1	8	0	0	0	0	1	0	0	4	27	9	2	.311
Mar 13, 2004	Tulane	38	11	13	11	3	0	2	6	0	2	0	0	0	0	1	7	27	10	1	.313
Mar 14, 2004	Tulane	30	5	11	5	2	0	0	3	1	1	1	0	1	2	1	4	27	11	1	.315
Mar 16, 2004	Oklahoma State	33	3	10	3	1	0	0	4	0	0	0	2	0	0	2	7	27	9	2	.314
Mar 17, 2004	Oklahoma State	44	16	19	15	6	0	0	6	0	1	0	0	0	0	1	7	27	13	1	.321
Mar 19, 2004	*California	38	7	11	6	3	0	0	6	0	2	0	1	2	0	0	11	27	15	1	.320
Mar 20, 2004	*California	38	8	13	7	2	0	2	2	0	0	0	1	1	0	0	1	27	11	3	.321
Mar 21, 2004	*California	34	8	10	7	3	0	1	3	1	0	0	2	1	1	0	7	27	11	2	.320
Mar 26, 2004	*Washington	30	1	7	1	1	0	0	3	0	0	1	0	0	1	2	8	27	9	1	.317
Mar 27, 2004	*Washington	33	9	10	6	1	0	1	8	1	0	1	2	1	0	0	2	27	9	0	.316
Mar 28, 2004	*Washington	35	6	10	5	1	0	2	8	0	0	0	3	1	0	2	2	27	8	3	.315
Apr 02, 2004	*USC	38	10	17	9	4	0	0	6	1	3	1	1	1	0	0	9	27	10	0	.320
Apr 03, 2004	*USC	39	5	13	5	2	0	1	6	0	1	0	0	0	0	0	7	27	10	2	.321
Apr 04, 2004	*USC	34	3	8	3	2	0	0	6	0	1	0	0	0	0	1	10	27	10	0	.318
Apr 08, 2004	Oral Roberts	34	7	8	6	2	1	0	5	0	0	1	1	1	0	0	6	27	13	2	.316
Apr 09, 2004	Oral Roberts	30	5	11	4	0	0	1	2	0	0	2	0	0	1	2	3	27	16	0	.317
Apr 10, 2004	Oral Roberts	35	5	12	5	1	1	0	2	0	1	0	3	0	1	2	4	27	11	2	.318
Apr 12, 2004	Arizona	33	9	12	8	3	0	0	8	1	4	1	2	1	1	0	7	27	8	2	.319
Apr 16, 2004 at	*UCLA	36	12	14	10	2	0	0	7	0	2	2	2	0	1	1	7	27	10	0	.321
Apr 17, 2004 at	*UCLA	36	4	11	4	2	0	0	3	0	0	1	0	0	2	0	7	27	11	0	.321
Apr 18, 2004 at	*UCLA	29	10	7	10	4	0	0	10	1	1	2	3	1	3	0	9	24	6	0	.319
Totals		1302	295	415	269	92	3	29	228	14	35	21	46	23	18	34	231	1020	371	43	.319



Sun Devil Baseball 2004



Arizona State Sun Devil Team Game-by-Game -- Pitching

Pitching (All games)

Date	Opponent	IP	H	R	ER	BB	SO	2B	3B	HR	WP	BK	HBP	DP	IBB	Score	W-L	SV	ERA
Feb 06, 2004	Florida State	9.0	4	1	1	2	5	0	0	0	0	0	0	0	0	2-1	1-0	0	1.00
Feb 07, 2004	Florida State	9.0	11	9	9	8	7	2	0	4	0	1	1	1	0	10-9	2-0	0	5.00
Feb 08, 2004	Florida State	9.0	9	6	4	11	17	0	0	0	0	0	0	2	0	12-6	3-0	1	4.67
Feb 13, 2004	vs CS Northridge	9.0	4	3	1	1	9	1	0	0	0	0	2	1	0	13-3	4-0	1	3.75
Feb 14, 2004	vs Utah	9.0	5	0	0	3	11	0	0	0	0	0	0	1	0	11-0	5-0	1	3.00
Feb 15, 2004	vs Oklahoma	9.0	9	6	6	3	7	0	1	1	0	0	0	0	0	0-6	5-1	1	3.50
Feb 16, 2004	Gonzaga	9.0	11	7	5	3	13	2	1	0	0	0	1	0	0	10-7	6-1	2	3.71
Feb 20, 2004	vs Lamar	8.0	9	5	5	2	4	2	0	1	1	0	0	1	0	4-5	6-2	2	3.93
Feb 21, 2004	vs Memphis	9.0	2	0	0	2	9	0	0	0	0	0	0	0	0	7-0	7-2	3	3.49
Feb 22, 2004	at Rice	9.0	3	1	1	2	7	0	0	0	0	0	0	0	0	3-1	8-2	3	3.24
Feb 24, 2004	Arizona	9.0	3	0	0	4	15	0	0	0	0	1	1	1	0	4-0	9-2	4	2.94
Feb 27, 2004	Connecticut	9.0	3	2	2	11	7	1	0	0	0	0	1	3	0	18-2	10-2	4	2.86
Feb 28, 2004	Connecticut	9.0	7	5	1	8	10	3	0	0	1	0	1	1	0	16-5	11-2	4	2.72
Feb 29, 2004	Connecticut	9.0	16	11	10	4	7	2	1	2	1	1	0	1	0	18-11	12-2	4	3.24
Mar 05, 2004	East Carolina	9.0	10	6	6	5	4	2	1	1	1	0	0	0	0	7-6	13-2	5	3.43
Mar 06, 2004	East Carolina	9.0	6	4	3	3	6	0	0	2	0	0	1	1	0	6-4	14-2	6	3.40
Mar 07, 2004	East Carolina	9.0	9	5	5	2	7	0	0	2	0	0	2	0	0	7-5	15-2	7	3.49
Mar 12, 2004	Tulane	9.0	9	5	3	1	7	2	1	0	0	0	0	0	0	3-5	15-3	7	3.47
Mar 13, 2004	Tulane	9.0	8	3	3	6	6	1	1	0	0	0	0	1	0	11-3	16-3	7	3.44
Mar 14, 2004	Tulane	9.0	6	1	1	4	9	0	0	0	0	0	1	1	0	5-1	17-3	8	3.32
Mar 16, 2004	Oklahoma State	9.0	8	2	0	2	7	2	0	0	0	0	0	1	0	3-2	18-3	9	3.16
Mar 17, 2004	Oklahoma State	9.0	12	6	6	4	5	0	0	0	2	1	1	2	0	16-6	19-3	9	3.29
Mar 19, 2004	*California	9.0	13	9	9	3	5	3	0	0	0	2	2	1	0	7-9	19-4	9	3.54
Mar 20, 2004	*California	9.0	19	20	9	11	5	2	0	1	1	0	2	1	0	8-20	19-5	9	3.77
Mar 21, 2004	*California	9.0	12	4	4	1	5	1	0	2	1	0	1	2	0	8-4	20-5	9	3.78
Mar 26, 2004	*Washington	9.0	13	11	9	6	9	4	0	3	0	0	1	0	0	1-11	20-6	9	3.98
Mar 27, 2004	*Washington	9.0	5	4	4	5	9	2	0	0	1	0	2	0	0	9-4	21-6	10	3.98
Mar 28, 2004	*Washington	9.0	8	8	6	2	5	3	0	1	1	0	2	1	0	6-8	21-7	10	4.05
Apr 02, 2004	*USC	9.0	8	3	3	6	7	1	1	0	0	0	0	1	0	10-3	22-7	10	4.02
Apr 03, 2004	*USC	9.0	14	14	13	8	3	1	0	1	0	0	3	1	0	5-14	22-8	10	4.32
Apr 04, 2004	*USC	9.0	15	10	10	1	7	3	0	1	0	1	4	3	1	3-10	22-9	10	4.50
Apr 08, 2004	Oral Roberts	9.0	14	9	5	7	6	0	0	0	2	0	0	1	0	7-9	22-10	10	4.52
Apr 09, 2004	Oral Roberts	9.0	6	1	1	3	8	2	0	0	1	0	1	2	0	5-1	23-10	10	4.41
Apr 10, 2004	Oral Roberts	9.0	11	6	5	5	9	3	0	2	0	0	0	0	0	5-6	23-11	10	4.43
Apr 12, 2004	Arizona	9.0	11	5	5	5	13	2	1	0	1	0	1	1	0	9-5	24-11	11	4.44
Apr 16, 2004	at *UCLA	9.0	7	4	4	6	5	1	0	0	0	0	0	0	0	12-4	25-11	11	4.43
Apr 17, 2004	at *UCLA	9.0	8	3	3	0	6	1	1	1	0	0	0	1	0	4-3	26-11	11	4.39
Apr 18, 2004	at *UCLA	8.0	11	11	11	8	10	3	0	3	1	0	0	2	0	10-11	26-12	11	4.58
Totals		340.0	339	210	173	168	291	52	9	28	15	7	31	35	1	295-210	26-12	11	4.58



Sun Devil Baseball 2004

Arizona State Sun Devil Baseball in Pac-10 Play

Record: 5-7 Home: 3-6 Away: 2-1 Pac-10: 5-7

Date	Opposing team	Score	Player	AVG	GP-GS	AB	R	H	2B	3B	HR	RBI	BB	HBP	SO	SB-ATT
*3/19	California	7-9 L	20 Nick Walsh.....	.410	10-10	39	9	16	1	0	0	6	5	4	1	3-4
*3/20	California	8-20 L	19 Joel Bocchi.....	.400	8-2	10	1	4	1	0	0	5	1	2	1	0-0
*3/21	California	W 8-4	2 Dustin Pedroia...	.380	12-12	50	10	19	3	0	1	8	12	1	3	3-7
*3/26	Washington	1-11 L	32 Chris Cook.....	.375	9-5	16	6	6	2	0	1	3	3	1	5	0-0
*3/27	Washington	W 9-4	39 Tuffy Gosewisch...	.351	12-12	37	8	13	2	0	0	9	11	2	8	0-0
*3/28	Washington	6-8 L	10 Joe Persichina...	.333	11-7	30	5	10	1	0	0	3	3	1	4	0-0
*4/2	USC	W 10-3	9 Colin Curtis.....	.318	12-12	44	8	14	5	0	0	6	8	1	10	1-1
*4/3	USC	5-14 L	37 Zechry Zinicola...	.300	7-5	20	2	6	3	0	0	5	1	0	6	0-0
*4/4	USC	3-10 L	15 Josh Asanovich...	.292	9-7	24	6	7	0	0	2	6	4	1	6	1-1
*4/16 at UCLA		W 12-4	4 Travis Buck.....	.277	12-12	47	11	13	3	0	1	7	10	1	9	0-2
*4/17 at UCLA		W 4-3	11 Jeff Larish.....	.262	10-10	42	7	11	3	0	0	7	3	0	11	1-1
*4/18 at UCLA		10-11 L	16 Nick Cadena.....	.240	10-5	25	3	6	2	0	2	7	1	1	9	0-0
			6 Seth Dhaenens.....	.207	10-8	29	6	6	1	0	0	1	6	0	7	1-2
			17 Ryan McKenna.....	.000	5-1	6	1	0	0	0	0	0	0	0	0	0-0
			60 Garrett Schoenber	.000	1-0	1	0	0	0	0	0	0	0	0	0	0-0
Totals.....				.312	12-12	420	83	131	27	0	7	73	68	15	80	10-18
Opponents.....				.315	12-12	422	101	133	25	2	13	96	57	17	76	11-15

* = Pac-10 game

LOB - Team (121), Opp (92). DPs turned - Team (15), Opp (9). TPs turned - Team (1). IBB - Team (4), Pedroia 2, Asanovich 1, Larish 1, Opp (1).

Player	ERA	W-L	APP	GS	CG	SHO/CBO	SV	IP	H	R	ER	BB	SO			
37 Zechry Zinicola..	4.82	2-1	5	2	0	0/0	0	18.2	18	11	10	3	15			
41 Josh Blake.....	5.06	0-0	3	0	0	0/0	0	5.1	5	3	3	7	6			
35 Jeff Mousser.....	5.14	1-1	3	3	0	0/0	0	14.0	14	8	8	4	5			
47 Ty Marotz.....	5.40	0-0	3	1	0	0/0	0	3.1	2	3	2	4	4			
34 Jason Urquidez...	6.00	1-2	4	4	0	0/0	0	18.0	24	14	12	12	15			
40 Pat Bresnehan....	6.97	0-1	5	0	0	0/0	0	10.1	15	9	8	2	7			
45 Erik Averill.....	8.04	0-1	5	0	0	0/0	0	15.2	20	14	14	3	9			
49 Brett Bordes.....	10.45	1-0	4	2	0	0/0	0	10.1	12	12	12	13	10			
26 Pat Cassa.....	12.00	0-0	5	0	0	0/0	0	6.0	7	9	8	6	1			
21 Quentin Andes....	14.40	0-1	5	0	0	0/0	1	5.0	11	9	8	1	4			
50 Travis Webb.....	54.00	0-0	2	0	0	0/0	0	0.1	5	9	2	2	0			
Totals.....				7.15	5-7	12	12	0	0/0	1	107.0	133	101	85	57	76
Opponents.....				5.91	7-5	12	12	0	0/0	3	105.0	131	83	69	68	80

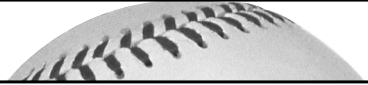
PB - Team (2), Bocchi 1, Gosewisch 1, Opp (1). Pickoffs - Team (1), Urquidez 1.
SBA/ATT - Gosewisch (11-14), Urquidez (3-5), Bresnehan (3-3), Cassa (1-2),
Zinicola (1-2), Averill (2-2), Bordes (1-1).

Score by innings	1	2	3	4	5	6	7	8	9	Total
Arizona State	8	5	14	12	10	8	21	3	2	83
Opponents	7	8	6	15	23	11	9	7	15	101

Win-loss breakouts: Day 3-5; Night 2-2; vs Left 0-3; vs Right 5-4;
1-Run games 1-1; 2-Run games 0-2; 5+Run games 3-4; Extra inns 0-0; Shutouts 0-0.
Current streak: Lost 1; Longest winning streak: 2; Longest losing streak: 2.
Attendance: Home 24560 (avg 2728); Away 1675 (avg 558); Total 26235 (avg 2186).



Sun Devil Baseball 2004



Arizona State Sun Devil Baseball vs. Non-Conference

Record: 21-5 Home: 17-3 Away: 1-0 Neutral: 3-2 Pac-10: 0-0

Date	Opposing team	Score	Player	AVG	GP-GS	AB	R	H	2B	3B	HR	RBI	BB	HBP	SO	SB-ATT
2/6	#18 Florida State	W 2-1	2 Dustin Pedroia...	.438	26-26	105	38	46	15	0	4	25	19	3	6	2-3
2/7	#18 Florida State	W 10-9	4 Travis Buck.....	.378	26-26	90	28	34	9	0	6	38	27	7	14	7-7
2/8	#18 Florida State	W 12-6	39 Tuffy Gosewisch..	.341	26-25	91	18	31	6	0	2	16	11	0	14	0-1
^2/13	vs CS Northridge	W 13-3	10 Joe Persichina...	.333	25-22	66	16	22	3	1	1	12	12	4	8	1-1
^2/14	vs Utah	W 11-0	20 Nick Walsh.....	.333	23-16	57	12	19	4	0	0	11	10	1	3	1-4
^2/15	vs Oklahoma	0-6 L	32 Chris Cook.....	.333	15-5	33	6	11	3	0	1	7	2	1	11	1-1
2/16	Gonzaga	W 10-7	15 Josh Asanovich...	.321	20-14	53	14	17	5	1	0	13	6	4	6	3-3
\$2/20	vs Lamar	4-5 L	9 Colin Curtis.....	.301	26-26	83	20	25	4	0	4	19	19	3	18	7-8
\$2/21	vs Memphis	W 7-0	17 Ryan McKenna.....	.294	15-2	17	4	5	1	1	0	4	2	0	5	0-0
\$2/22	at #1 Rice	W 3-1	19 Joel Bocchi.....	.282	15-11	39	7	11	2	0	0	5	7	6	9	0-0
2/24	#16 Arizona	W 4-0	11 Jeff Larish.....	.276	26-26	105	17	29	11	0	2	24	20	0	25	1-4
2/27	Connecticut	W 18-2	6 Seth Dhaenens....	.273	22-14	44	16	12	1	0	0	4	15	0	8	1-4
2/28	Connecticut	W 16-5	37 Zechry Zinicola..	.269	10-6	26	5	7	0	0	2	11	4	1	8	0-0
2/29	Connecticut	W 18-11	16 Nick Cadena.....	.242	18-4	33	5	8	0	0	0	3	1	0	4	1-1
3/5	#18 East Carolina	W 7-6	60 Garrett Schoenber	.000	5-0	3	0	0	0	0	0	0	0	0	1	0-0
3/6	#18 East Carolina	W 6-4	26 Pat Cassa.....	.000	3-0	1	0	0	0	0	0	0	0	0	0	0-0
3/7	#18 East Carolina	W 7-5	50 Travis Webb.....	.000	1-0	1	0	0	0	0	0	0	0	0	1	0-0
3/12	#11 Tulane	3-5 L	51 Joe Cosentino....	.000	1-0	1	0	0	0	0	0	0	0	0	0	0-0
3/13	#11 Tulane	W 11-3	-----													
3/14	#11 Tulane	W 5-1	49 Brett Bordes.....	.000	1-0	0	1	0	0	0	0	0	0	0	0	0-0
3/16	#33 Oklahoma State	W 3-2														
3/17	#33 Oklahoma State	W 16-6	Totals.....	.322	26-26	882	212	284	65	3	22	196	160	31	151	25-38
4/8	#24 Oral Roberts	7-9 L	Opponents.....	.239	26-26	863	109	206	27	7	15	99	111	14	215	20-29
4/9	#24 Oral Roberts	W 5-1														
4/10	#24 Oral Roberts	5-6 L	LOB - Team (240), Opp (203). DPs turned - Team (28), Opp (33). CI - Team (1),													
4/12	Arizona	W 9-5	Gosewisch 1. IBB - Team (10), Buck 4, Pedroia 2, Larish 2, Bocchi 1, Gosewisch 1.													
			Picked off - Buck 1, Pedroia 1, Curtis 1.													

* = Pac-10 game

^ = Coca-Cola Classic (Surprise, Ariz.)

\$ = Coca-Cola Classic (Houston, Texas)

Player	ERA	W-L	APP	GS	CG	SHO/CBO	SV	IP	H	R	ER	BB	SO
34 Jason Urquidez...	1.69	7-0	7	7	1	0/1	0	42.2	29	9	8	18	39
21 Quentin Andes....	2.13	3-0	8	0	0	0/0	1	12.2	9	3	3	10	12
50 Travis Webb.....	3.00	0-0	5	0	0	0/1	0	3.0	3	1	1	5	3
26 Pat Cassa.....	3.23	2-1	10	4	0	0/1	1	30.2	28	15	11	10	30
35 Jeff Mousser.....	3.38	1-2	7	7	0	0/0	0	37.1	33	19	14	15	21
37 Zechry Zinicola..	3.57	1-1	9	2	0	0/0	2	17.2	18	8	7	8	21
45 Erik Averill.....	3.73	2-0	11	2	0	0/0	0	31.1	28	15	13	10	24
40 Pat Bresnehan....	3.91	3-1	12	1	0	0/1	5	23.0	19	15	10	16	27
47 Ty Marotz.....	3.97	0-0	8	0	0	0/1	0	11.1	11	5	5	4	12
49 Brett Bordes.....	5.54	1-0	4	3	0	0/1	0	13.0	13	8	8	10	21
41 Josh Blake.....	6.97	1-0	7	0	0	0/1	1	10.1	15	11	8	5	5
Totals.....	3.40	21-5	26	26	1	3/3	10	233.0	206	109	88	111	215
Opponents.....	7.48	5-21	26	26	0	1/1	3	215.1	284	212	179	160	151

PB - Team (0), Opp (4). Pickoffs - Team (1), Urquidez 1, Opp (2). SBA/ATT - Gosewisch (14-23), Urquidez (5-8), Bocchi (5-5), Bresnehan (3-5), Mousser (3-4), Cassa (2-4), Averill (3-3), Bordes (1-2), Zinicola (2-2), Marotz (1-1), Schoenberger (1-1).

Score by innings	1	2	3	4	5	6	7	8	9	Total
Arizona State	33	15	35	28	30	16	16	30	9	212
Opponents	14	14	9	8	11	18	13	10	12	109

Win-loss breakouts: Day 9-3; Night 12-2; vs Left 5-1; vs Right 16-4;
 1-Run games 4-2; 2-Run games 3-2; 5+Run games 9-1; Extra inns 0-0; Shutouts 3-1.
 Current streak: Won 1; Longest winning streak: 9; Longest losing streak: 1.
 Attendance: Home 53311 (avg 2665); Away 13192 (avg 2198); Total 66503 (avg 2557).



Sun Devil Baseball 2004

Home Runs and Misc. Hitting Breakdown:

Player	Total	Multi-Hit Games				Multi RBI	HR Total	Home Run Breakdown					Last Home Run	
		2	3	4	5+			H	A	Solo	2	3		GS
Josh Asanovich	5	4	1	0	0	4	2	2	0	1	0	1	0	4/3/04 vs. USC
Joel Bocchi	3(11)	3	0	0	0	3	0(2)	0	0	0	0	0	0	2/8/03 vs. BYU
Travis Buck	11(33)	6	3	1	1	11	7(11)	6	1	2	5	0	0	3/28/04 vs. Washington
Nick Cadena	4(10)	2	2	0	0	2	2(8)	2	0	2	0	0	0	3/28/04 vs. Washington
Chris Cook	5	4	0	1	0	3	2	2	0	1	1	0	0	3/20/04 vs. Cal
Colin Curtis	10	7	3	0	0	7	4	3	1	1	2	1	0	2/28/04 vs. UConn
Seth Dhaenens	5	5	0	0	0	0	0	0	0	0	0	0	0	None
Tuffy Gosewisch	14(28)	12	2	0	0	8	2(4)	2	0	1	1	0	0	4/9/04 vs. Oral Roberts
Taylor Holiday	0	0	0	0	0	0	0	0	0	0	0	0	0	None
Jeff Larish	10(48)	7	3	0	0	9	2(23)	2	0	1	1	0	0	3/13/04 vs. Tulane
Ryan McKenna	1(8)	1	0	0	0	1	0(1)	0	0	0	0	0	0	4/1/02 at UNLV (Pinch-Hit)
Frank Mesa	1(14)	0	0	0	0	0	0(1)	0	0	0	0	0	0	2/7/03 vs. BYU
Dustin Pedroia	18(86)	7	7	4	0	8	5(10)	4	1	4	0	0	1	3/27/04 vs. Washington
Joe Persichina	9	6	3	0	0	2	1	0	1	1	0	0	0	2/21/04 vs. Memphis
Nick Walsh	10(26)	7	2	1	0	5	0(1)	0	0	0	0	0	0	4/13/01 vs. Washington State
Zechry Zinicola	3	2	0	0	0	4	2	2	0	0	2	0	0	3/5/04 vs. ECU
Team Totals	109	75	26	7	1	67	29	25	4	14	12	2	1	Gosewisch (4/9 vs. ORU)

(career in parenthesis)

Lineup Card - Record Breakdown:

- 1 - Pedroia (25-11), Curtis (0-1), Walsh (1-0)
- 2 - Buck (15-5), Larish (2-0), Walsh (8-7), Persichina (1-0)
- 3 - Larish (15-4), Buck (9-6), Curtis (1-1), Pedroia (1-1)
- 4 - Gosewisch (2-0), Cadena (3-1), Bocchi (6-3), Zinicola (5-3), McKenna (1-0), Larish (4-3), Cook (2-0), Buck (2-1), Asanovich (1-1)
- 5 - Mesa (5-0), Gosewisch (4-2), Cook (1-3), Curtis (9-4), Zinicola (3-0), Larish (1-2), Bocchi (0-1), Asanovich (1-0), Persichina (2-0)
- 6 - Asanovich (1-1), McKenna (1-0), Curtis (7-3), Gosewisch (5-4), Persichina (7-3), Cook (2-0), Bocchi (2-0), Cadena (1-0), Larish (0-1)
- 7 - Persichina (4-2), Asanovich (3-0), Curtis (5-1), Gosewisch (12-5), Walsh (0-1), Bocchi (0-1), Cook (0-1), Larish (2-1)
- 8 - Curtis (3-1), Persichina (3-2), Asanovich (6-3), Dhaenens (3-1), Mesa (2-0), Walsh (3-1), Cadena (2-2), Gosewisch (2-1), McKenna (0-1), Cook (1-0), Larish (1-0)
- 9 - Walsh (5-0), Persichina (4-1), Mesa (3-1), Dhaenens (12-6), Asanovich (1-3), Curtis (1-1)

Starters By Position Breakdown:

- C - Gosewisch (37), Bocchi (1)
 1B - Persichina (28), Cook (9), Walsh (1)
 2B - Walsh (24), Asanovich (13), Persichina (1)
 3B - Dhaenens (22), Mesa (11), Asanovich (5)
 SS - Pedroia (38)
 LF - Larish (36), McKenna (1), Cadena (1)
 CF - Curtis (38)
 RF - Buck (38)
 DH - Bocchi (12), Walsh (1), McKenna (2), Cadena (8), Zinicola (11), Asanovich (3), Cook (1)
 P - Mouser (10), Bordes (5), Urquidez (11), Averill (2), Cassa (3), Zinicola (4), Bresnehan (1), Marotz (1)

Attendance

Home attendance : 77,871 (29 dates avg = 2,685)
 Away attendance : 14,867 (9 dates avg = 1,651)
 Total attendance: 92,738 (38 dates avg = 2,440)

Sun Devils Record When They Score:

Runs	0	1	2	3	4	5	6	7	8	9	10+
W-L	0-1	0-1	1-0	2-2	2-1	2-2	1-1	3-2	1-1	2-0	12-1

Sun Devils Record When Opponent Scores:

Runs	0	1	2	3	4	5	6	7	8	9	10+
W-L	3-0	4-0	2-0	4-0	4-0	3-2	3-2	1-0	0-1	1-2	1-5

Score By Innings In All Games:


Inning	1	2	3	4	5	6	7	8	9	Ex	Total
ASU	41	20	49	40	40	24	37	33	11	--	295
Opp.	21	22	15	23	34	29	22	17	27	--	210

Hitting Streaks:

Player	2004	Career	Current
	Longest	Long	Streak
Josh Asanovich	6	6	0
Joel Bocchi	6	6	0
Travis Buck	7	7	1
Nick Cadena	3	4	0
Chris Cook	3	3	2
Colin Curtis	9	9	3
Seth Dhaenens	6	6	0
Tuffy Gosewisch	6	8	0
Jeff Larish	8	17	4
Ryan McKenna	1	7	1
Dustin Pedroia	11	22	0
Joe Persichina	3	3	0
Garrett Schoenberger	0	1	0
Nick Walsh	6	8	6
Zechry Zinicola	6	6	0



Sun Devil Baseball 2004



Sun Devil Baseball's Record in 2004 When...

(Through 38 Games of 2004 Season)

Overall 26-12
 at Packard Stadium 20-9
 Playing on the Road 3-1
 at Neutral Site 3-2
 Day Games 12-8
 Night Games 14-4

Scoring 0-4 Runs 5-5
 Scoring 5-9 Runs 9-6
 Scoring 10-19 Runs 12-1
 Scoring 20+ Runs 0-0

Opp. 5 or less runs 20-2
 Opp. 6 or more runs 6-10

ASU Scores First 18-3
 Opp. Scores First 8-9
 Scoring in 1st Inning 16-3

Leading After 6 Innings 21-2
 Trailing After 6 Innings 4-9
 Tied After 6 Innings 1-1

Leading After 7 Innings 22-1
 Trailing After 7 Innings 3-8
 Tied After 7 Innings 1-2

Leading After 8 Innings 23-1
 Trailing After 8 Innings 2-10
 Tied After 8 Innings 1-1

Last At-Bat Wins 4
 After a Win 17-9
 After a Loss 8-3

Collecting 1-3 Hits 0-0
 Collecting 4-6 Hits 1-2
 Collecting 7-9 Hits 5-5
 Collecting 10+ Hits 19-5
 Collecting 20+ Hits 1-0

Out-Hitting Opponent 23-2
 Out-Hit by Opponent 3-9
 Hits are Tied 0-1

ASU is Errorless 11-2
 ASU Makes 1 Error 9-3
 ASU Makes 2+ Errors 6-7

ASU Starter Gets Decision 14-6
 Bullpen Gets Decision 12-6

ASU Hits 0 Home Runs 13-7
 ASU Hits 1 Home Run 6-3
 ASU Hits Multiple HR 7-2

vs. LHP Starters 5-4
 vs. RHP Starters 21-8

In Extra Innings 0-0
 Doubleheaders 0-0

vs. Non-Conference 21-5
 Non-Conference Home 17-3
 Non-Conference Away 1-0
 Non-Conference Neutral 3-2

vs. Pac-10 (League Games Only) 5-7
 Pac-10 Home 3-6
 Pac-10 Away 2-1

Vs. Ranked Opponents* 11-3
 Vs. Top 10 Opponents* 1-0
 Vs. Unranked Teams* 15-9

*Top 25 ranking at time played.

VS. PAC-10 SCHOOLS

Arizona 2-0
 California 1-2
 Oregon State 0-0
 Stanford 0-0
 UCLA 2-1
 USC 1-2
 Washington 1-2
 Washington State 0-0
 Overall vs. Pac-10 7-7

DAYS OF THE WEEK

Monday 2-0
 Tuesday 2-0
 Wednesday 1-0
 Thursday 0-1
 Friday 7-4
 Saturday 8-3
 Sunday 6-4

MONTHS OF THE YEAR

February 12-2
 March 9-5
 April 5-5
 May 0-0
 June 0-0

UNIFORMS

White Home 4-2
 Throwback Home 20-8
 Gray Sleeveless 2-1
 Maroon BP 0-1
 Black Shoes 20-8
 White Shoes 6-3

PITCHING

Mousser Starts 5-5
 Bordes Starts 4-1
 Urquidez Starts 9-2
 Averill Starts 1-1
 Cassa Starts 3-1
 Zinicola Starts 3-1
 Bresnehan Starts 1-0
 Marotz Starts 0-1

Starter Goes Less Than 5 10-10
 Starter Goes 5+ 16-2

MISC. HITTING

Larish Records Hit 21-6
 Larish Hits HR 2-0
 Pedroia Records Hit 25-8
 Pedroia Multi-Hit Game 14-4
 Buck Records Hit 19-9
 Buck Multi-Hit Game 6-5
 TV Games 3-2
 Radio Games 15-11

Longest Win Streak 9
 Longest Losing Streak 3
 Last Five Games 3-2
 Last 10 Games 5-5
 Last 15 Games 7-8
 Last 20 Games 11-9
 Current Streak L-1

Largest Winning Margin 16
 Largest Losing Margin 12

vs. Teams .500 or better 21-8
 vs. Teams worse than .500 4-4

LEADING OFF

Pedroia Leads Off 25-11
 Curtis Leads Off 0-1
 Walsh Leads Off 1-0



Sun Devil Baseball 2004

Sun Devil Baseball Team and Player Superlatives

(Through 38 Games of 2004 Season)

2004 Arizona State Team Superlatives

TEAM BATTING

Most At-Bats:	45	UConn (2/27)
Fewest At-Bats:	27	Rice (2/22)
Most Runs (Game):	18-2x	UConn (2/29)
Most Runs (Inning):	7-2x (3rd inning)	UConn (2/27)
Most Runs (1st Inning):	7	Gonzaga (2/16)
Fewest Runs (Game):	0	Oklahoma (2/15)
Most Hits (Game):	21	UConn (2/27)
Fewest Hits (Game):	4-2x	Tulane (3/12)
RBI:	18	UConn (2/27)
Doubles:	6-3x	UConn (2/28)
Triples:	1-3x	ORU (4/8)
Home Runs:	3-2x	ECU (3/5)
Total Bases:	32-2x	UConn (2/28)
Walks:	15	FSU (2/8)
Most Strikeouts:	11	Cal (3/19)
Fewest Strikeouts:	2	UConn (2/28)
Sacrifice Bunts:	3-2x	ECU (3/7)
Sacrifice Flies:	4	UCLA (4/18)
Stolen Bases:	4	Arizona (4/12)
Left on Base:	15-2x	ECU (3/7)
Hit into DP:	3-2x	ECU (3/5)
Hit by Pitches:	4-2x	UConn (2/29)

TEAM FIELDING

Most Putouts:	27-36x	UCLA (4/17)
Most Assists:	16	ORU (4/9)
Most Errors:	4	Gonzaga (2/16)
DPs Turned:	3-4x	Cal (3/20)

TEAM PITCHING

Most Runs Allowed:	20	Cal (3/20)
Fewest Runs Allowed:	0-3x	Arizona (2/24)
Most Hits Allowed:	19	Cal (3/20)
Fewest Hits Allowed:	2	Memphis (2/21)
Most Strikeouts:	17	FSU (2/8)
Fewest Strikeouts:	4	ECU (3/5)
Most Walks:	11-2x	UConn (2/27)
Fewest Walks:	0	UCLA (4/17)
Hit-by-Pitches:	4	USC (4/4)
Wild Pitchers:	2	Oklahoma State (3/17)
Balks:	2	Cal (3/19)
Home Runs Allowed:	4	FSU (2/7)
Most Pitchers Used:	7	ORU (4/8)

MISCELLANEOUS

Consecutive Wins:	9	---
Consecutive Losses:	3	---
Home Wins In a Row:	11	---
Road Wins In a Row:	4	2/13-4/17
Longest Game:	3:59	Arizona (4/12)
Shortest Game:	2:25	Memphis (2/21)
Most Innings:	9.0-38x	UCLA (4/18)
Largest Home Attendance:	3,386	FSU (2/8)
Largest Road Attendance:	3,604	Rice (2/22)
Largest Overall Attendance:	3,386	FSU (2/8)
Largest 3-Game Home Attendance:	9,693	FSU (2/6-8)

2004 Arizona State Player Superlatives

INDIVIDUAL BATTING

At-Bats:	6	last Pedroia (3/28 vs. UW)
Runs:	4	Dhaenens (2/29 vs. UConn)
Hits:	5	Buck (2/29 vs. UConn)
RBIs:	8	Buck (2/29 vs. UConn)
Doubles:	4	Buck (2/29 vs. UConn)
Triples:	1-3x	Asanovich (4/10 vs. ORU)
Home Runs:	1-29x	last Gosewisch (4/9 vs. ORU)
Grand Slams:	1	Pedroia (2/28 vs. UConn)
Total Bases:	9	Cook (2/27 vs. UConn)
Walks:	3	last Dhaenens (3/28 vs. UW)
Strikeouts:	3	last Gosewisch (3/19 vs. Cal)
Hit By Pitch:	2-5x	last Walsh (3/28 vs. UW)
Sacrifice Flies:	1	last Pedroia (4/18 at UCLA)
Sacrifice Bunts:	2	Gosewisch (3/7 vs. ECU)
Stolen Bases:	2-2x	last Asanovich (4/12 vs. ARIZ)
Caught Stealing:	1	last Pedroia (4/18 at UCLA)
Runners LOB:	6	Curtis (3/7 vs. ECU)

INDIVIDUAL FIELDING

Putouts:	16	Gosewisch (2/8 vs. FSU)
Assists (INF):	7	Pedroia (4/9 vs. ORU)
Assists (OF):	1-6x	last Buck (4/16 at UCLA)
Errors:	2	Pedroia (2/20 vs. Lamar)
Passed Balls:	1-2x	Bocchi (4/16 vs. UCLA)

INDIVIDUAL PITCHING

Innings Pitched:	9.0	Urquidez (2/22 vs. Rice)
Runs Allowed:	8	Webb (3/20 vs. Cal)
Walks:	5	Mousser (3/5 vs. ECU)
Strikeouts:	10	Bordes (2/24 vs. Arizona)
Hits Allowed (S):	9	Mousser (3/12 vs. Tulane)
Fewest Hits (S):	0	Mousser (2/27 vs. UConn)
Wild Pitches:	1-14x	last Bordes (4/18 at UCLA)
Hit Batters:	3	Mousser (4/4 vs. USC)
Balks:	2	Averill (3/19 vs. Cal)

Runners in Scoring Position


Player	Avg	AB	H	RBI
Dustin Pedroia	.447	47	21	29
Zechry Zinicola	.409	22	9	14
Nick Walsh	.406	32	13	17
Chris Cook	.385	13	5	9
Joel Bocchi	.364	22	8	10
Joe Persichina	.344	32	11	14
Tuffy Gosewisch	.333	39	13	20
Travis Buck	.328	58	19	34
Colin Curtis	.302	43	13	21
Jeff Larish	.257	70	18	30
Ryan McKenna	.250	12	3	4
Nick Cadena	.238	21	5	8
Seth Dhaenens	.231	26	6	5
Josh Asanovich	.192	26	5	18
Totals	.318	478	152	237

Bases Loaded

Player	Avg	AB	H	RBI
Travis Buck	.667	9	6	14
Dustin Pedroia	.667	6	4	9
Tuffy Gosewisch	.500	10	5	12
Joe Persichina	.500	6	3	9
Jeff Larish	.333	12	4	9
Josh Asanovich	.333	6	2	10
Chris Cook	.333	3	1	2
Joel Bocchi	.333	3	1	3
Colin Curtis	.167	12	2	7
Nick Walsh	.167	6	1	2
Zechry Zinicola	.000	3	0	2
Totals	.357	84	30	83



Sun Devil Baseball 2004



Games With At Least One Hit

Asanovich	17 of 26 games
Buck	28 of 38 games
Bocchi	12 of 20 games
Cadena	8 of 26 games
Cook	10 of 21 games
Curtis	26 of 38 games
Dhaenens	13 of 26 games
Gosewisch	28 of 38 games
Holiday	0 of 0 games
Larish	27 of 36 games
McKenna	4 of 13 games
Mesa	6 of 14 games
Pedroia	32 of 38 games
Persichina	20 of 34 games
Walsh	21 of 33 games
Zinicola	10 of 15 games

*must be an official at-bat to count

Games With An RBI

Asanovich	11 of 26 games
Buck	23 of 38 games
Bocchi	6 of 21 games
Cadena	8 of 27 games
Cook	5 of 21 games
Curtis	13 of 38 games
Dhaenens	5 of 26 games
Gosewisch	16 of 38 games
Holiday	0 of 0 games
Larish	16 of 36 games
McKenna	3 of 13 games
Mesa	5 of 14 games
Pedroia	20 of 38 games
Persichina	12 of 33 games
Walsh	11 of 33 games
Zinicola	11 of 16 games

*may reflect walk with an RBI

Extra Base Hits

Pedroia	23
Buck	19
Larish	16
Curtis	12
Gosewisch	10
Asanovich	8
Cook	7
Persichina	6
Walsh	5
Zinicola	5
Cadena	4
Bocchi	3
McKenna	2
Dhaenens	2
Mesa	1
Holiday	0

Home Run Breakdown

Total Home Runs	29
Solo Home Runs	15
2-Run Home Runs	11
3-Run Home Runs	2
Grand Slams	1
Back-to-Back	0
First Inning	5
Second Inning	4
Third Inning	4
Fourth Inning	1
Fifth Inning	2
Sixth Inning	3
Seventh Inning	5
Eighth Inning	4
Ninth Inning	1
Tenth or later	0
Pinch-Hit Home Runs	0

Breaking Down the Bullpen:

Pitcher	G	2004 Season Bullpen Stats					R/S	1st Batters		Last Relief App.	IP	H	R	ER	BB	SO
		W-L-S	ERA	IP	H	R-ER		Retired/Faced								
Andes	13	3-1-2	5.60	17.2	20	12-11	13/7	5/13	4/8 vs. ORU	0.0	0	0	0	2	0	
Averill	14	2-1	4.32	41.2	35	20-20	11/3	9/14	4/17 at UCLA	3.2	0	0	0	0	2	
Bordes	3	0-0	16.20	5.0	9	9-9	3/1	3/3	4/18 at UCLA	0.2	0	3	3	3	2	
Blake	10	1-0-1	6.32	15.2	20	14-11	11/7	2/10	4/18 at UCLA	0.1	1	0	0	0	1	
Bresnehan	16	3-2-5	4.02	31.1	29	20-14	10/7	10/16	4/18 at UCLA	1.0	1	1	1	0	1	
Cassa	11	1-0-1	7.94	17.0	20	16-15	21/5	8/11	4/18 at UCLA	1.1	3	4	4	1	1	
Marotz	10	0-0	4.15	13.0	12	7-6	18/3	6/10	4/16 at UCLA	1.2	0	0	0	0	2	
Webb	7	0-0	8.10	3.1	8	10-3	8/4	4/7	4/8 vs. ORU	0.0	1	0	0	1	0	
Zinicola	10	2-2-2	4.87	20.1	21	12-11	3/0	8/10	4/18 at UCLA (I)	3.0	5	2	2	0	3	

RI = Runners Inherited S = Runners Scored

Charting The Bullpen:

Opponent	Date	W-L-S	Pitchers	Inn.	IP	H	R-ER	BB	SO
Florida State	2/6	W	Zinicola	8th	2.0	1	0-0	1	2
Florida State	2/7	W	Marotz/Cassa/Averill/Bresnehan	1st	8.1	7	3-3	5	5
Florida State	2/8	S	Bresnehan/Blake/Andes	6th	4.0	3	5-3	8	8
CS Northridge	2/13	W	Averill	7th	2.2	0	0-0	0	3
Utah	2/14	---	Marotz/Webb	7th	3.0	2	0-0	1	4
Oklahoma	2/15	---	Bresnehan/Andes/Bordes	6th	3.2	4	3-3	3	5
Gonzaga	2/16	W/S	Bresnehan/Zinicola	3rd	7.0	6	0-0	1	11
Lamar	2/20	L	Averill/Zinicola	5th	3.2	3	2-2	1	1
Memphis	2/21	S	Blake	7th	3.0	1	0-0	0	0
Arizona	2/24	S	Bresnehan	7th	3.0	0	0-0	1	5
UConn	2/27	---	Blake/Andes/Webb/Marotz	6th	4.0	3	2-2	8	5
UConn	2/28	W	Bresnehan/Averill	5th	5.0	2	2-0	5	6
UConn	2/29	---	Averill/Zinicola/Marotz/Blake	4th	6.0	13	10-10	3	6
ECU	3/5	W/S	Averill/Andes/Bresnehan	6th	3.2	5	3-3	0	3
ECU	3/6	S	Bresnehan	8th	2.0	1	0-0	0	2
ECU	3/7	W/S	Andes/Marotz/Blake/Cassa	4th	6.0	8	5-5	1	4
Tulane	3/12	---	Averill	5th	4.2	0	0-0	0	4
Tulane	3/13	---	Cassa/Andes	6th	3.1	4	2-2	1	1
Tulane	3/14	W/S	Averill/Webb/Bresnehan	5th	4.2	3	1-1	1	2
Okla. State	3/16	W/S	Andes/Bresnehan	5th	4.2	4	0-0	0	3
Okla. State	3/17	W	Blake/Marotz/Webb	3rd	7.0	8	3-3	2	3
California	3/19	L	Averill/Andes/Bresnehan	4th	6.0	9	7-7	1	4
California	3/20	---	Bordes/Marotz/Cassa/Webb/Blake	2nd	7.2	15	17-8	9	5
California	3/21	---	Bresnehan	8th	2.0	6	2-2	0	0
Washington	3/26	---	Averill	5th	4.2	8	6-6	2	3
Washington	3/27	S	Andes	7th	3.0	1	0-0	0	3
Washington	3/28	L	Cassa/Andes/Bresnehan	5th	5.0	5	6-5	1	2
USC	4/2	---	Cassa	9th	0.2	1	0-0	0	0
USC	4/3	L	Cassa/Averill/Webb/Andes/Zinicola	2nd	7.2	12	13-12	5	2
USC	4/4	---	Andes/Bresnehan/Averill	5th	5.0	10	5-5	1	5
Oral Roberts	4/8	L	Andes/Cassa/Zinicola/Bresnehan/Blake/Webb/Marotz	4th	5.2	6	7-3	7	4
Oral Roberts	4/9	---	Zinicola	8th	2.0	1	0-0	1	2
Oral Roberts	4/10	---	Cassa/Marotz	6th	4.0	5	2-2	2	6
Arizona	4/12	W/S	Averill/Cassa/Zinicola	3rd	7.0	6	1-1	2	12
UCLA	4/16	---	Blake/Marotz	8th	2.0	2	3-3	4	3
UCLA	4/17	W	Averill/Zinicola	5th	5.0	0	0-0	0	4
UCLA	4/18	L	Cassa/Bresnehan/Bordes/Blake/Zinicola	2nd	6.1	10	10-10	5	8

Starters vs. The Bullpen

Starting Pitchers	3.86 ERA	<u>W-L</u>	<u>IP</u>	<u>H</u>	<u>R</u>	<u>ER</u>	<u>BB</u>	<u>SO</u>
		14-6	175.0	164	90	75	87	144
Relief Pitchers	5.35 ERA	<u>W-L-S</u>	<u>IP</u>	<u>H</u>	<u>R</u>	<u>ER</u>	<u>BB</u>	<u>SO</u>
		12-6-11	165.0	175	120	98	81	147



Sun Devil Baseball 2004

Sun Devil Pitchers – Career Game-by-Game

Quentin Andes • RHP • #21

2004	Opp	S/R	W/L	IP	H	R	ER	BB-SO
2/8	FSU (#18)	R	S	2.1	1	0	0	2-4
2/15	OKLA	R	---	1.1	1	1	1	1-1
2/27	UConn	R	---	1.0	1	1	1	3-2
3/5	ECU (#18)	R	W	0.2	1	0	0	0-0
3/7	ECU (#18)	R	W	1.2	2	1	1	1-2
3/13	Tulane (#11)	R	---	2.2	1	0	0	1-1
3/16	Okl. State	R	W	3.0	2	0	0	0-2
3/19	Cal	R	L	1.1	3	2	2	0-1
3/27	Washington	R	S	3.0	1	0	0	0-3
3/28	Washington	R	---	0.1	2	2	2	0-0
4/3	USC	R	---	0.1	4	2	1	1-0
4/4	USC	R	---	0.1	4	3	3	0-0
4/8	ORU (#24)	R	---	0.0	0	0	0	2-0
Season Totals				13	3-1-2	17.2	21	12 11 11-16

Pat Cassa • LHP • #26

2004	Opp	S/R	W/L	IP	H	R	ER	BB-SO
2/7	FSU (#18)	R	---	2.0	1	1	1	1-2
2/15	OKLA	S	L	5.1	5	3	3	1-2
2/21	Memphis	S	W	6.0	1	0	0	2-9
2/28	UConn	S	---	4.0	5	3	1	3-4
3/7	ECU (#18)	R	S	3.1	4	2	2	0-2
3/13	Tulane (#11)	R	---	0.2	3	2	2	0-0
3/16	Okl. State	S	---	4.1	4	2	0	2-4
3/20	California	R	---	0.1	1	3	2	2-0
3/28	Washington	R	---	2.0	0	0	0	1-0
4/2	USC	R	---	0.2	1	0	0	0-0
4/3	USC	R	---	1.2	2	2	2	2-0
4/8	ORU (#24)	R	---	1.2	1	0	0	0-2
4/10	ORU (#24)	R	---	1.2	4	2	2	1-2
4/12	Arizona	R	W	1.2	0	0	0	0-3
4/18	UCLA	R	---	1.1	3	4	4	1-1
Season Totals				15	2-1-1	36.2	35	24 19 16-31

Jason Urquidez • RHP • #34

2004	Opp	S/R	W/L	IP	H	R	ER	BB-SO
2/8	FSU (#18)	S	W	5.0	6	1	1	3-9
2/14	Utah	S	W	6.0	3	0	0	2-7
2/22	Rice (#1)	S	W	9.0	3	1	1	2-7
2/29	UConn	S	W	3.0	3	1	1	1-1
3/6	ECU (#18)	S	W	7.0	5	4	3	3-4
3/12	Tulane (#11)	S	W	5.2	4	1	1	5-5
3/20	California	S	L	1.1	4	3	3	2-0
3/26	Washington	S	L	4.1	5	5	3	4-6
4/2	USC	S	W	8.1	7	3	3	6-7
4/9	ORU (#24)	S	W	7.0	5	1	1	2-6
4/17	UCLA	S	---	4.0	8	3	3	0-2
Season Totals				11	8-2	60.2	53	23 20 30-54

Jeff Mouser • RHP • #35

2004	Opp	S/R	W/L	IP	H	R	ER	BB-SO
2/6	FSU (#18)	S	---	7.0	3	1	1	1-3
2/13	CSUN	S	---	6.1	4	3	1	1-6
2/20	Lamar	S	---	4.1	6	3	3	1-3
2/27	UConn	S	W	5.0	0	0	0	3-2
3/5	ECU (#18)	S	---	5.1	5	3	3	5-1
3/12	Tulane (#11)	S	L	4.1	9	5	3	1-3
3/19	Cal	S	---	3.0	4	2	2	2-1
4/4	USC	S	L	4.0	5	5	5	0-2
4/10	ORU (#24)	S	L	5.0	6	4	3	3-3
4/16	UCLA	S	W	7.0	5	1	1	2-2
Season Totals				10	2-3	51.1	47	27 22 19-26

2003	Opp	S/R	W/L	IP	H	R	ER	BB-SO
1/30	Arizona	S	W	6.1	6	2	2	2-0
2/6	ASU	S	---	5.2	7	5	3	1-3
2/15	Cal Poly	S	W	8.0	5	1	1	2-6
2/27	Wash. State	S	W	9.0	5	0	0	1-5
3/6	TCU	S	---	4.0	10	5	2	2-2
3/13	UNM	S	L	4.0	11	13	13	2-4
3/20	UNLV	S	L	9.0	5	6	5	1-6
3/27	Utah	S	---	2.0	2	2	2	1-4
4/3	SDSU	S	L	8.0	4	2	2	2-6
4/10	Air Force	S	W	8.0	8	2	2	1-8
4/17	UNM	S	L	5.0	9	6	6	1-3
4/24	UNLV	S	L	3.2	6	8	7	3-4
5/1	Utah	S	W	6.0	5	2	2	0-2
5/8	SDSU	S	L	5.2	13	9	8	1-2
5/15	Air Force	S	---	3.2	8	8	7	1-2
5/22	SDSU	S	L	7.2	13	6	6	1-7
Season Totals				16	5-7	95.2	117	77 68 22-73

2002	Opp	S/R	W/L	IP	H	R	ER	BB-SO
1/25	TTU	R	L	3.0	4	4	3	2-4
1/31	UCI	R	W	7.2	2	0	0	3-6
2/4	UCSB	R	---	2.0	5	4	3	2-1
2/12	Stanford	R	---	1.1	1	0	0	0-1
2/15	Pacific	R	---	0.2	1	1	1	0-1
2/21	Hawaii	R	W	5.0	2	0	0	2-6
3/12	UNLV	R	W	5.0	3	1	1	4-5
3/21	SDSU	R	L	3.2	10	13	2	3-4
3/29	Air Force	R	W	7.0	3	2	1	1-3
4/4	Utah	R	S	8.1	8	2	2	1-10
4/11	UNM	R	W	5.0	10	8	7	1-4
4/18	SDSU	R	L	3.0	7	6	6	5-4
4/25	Air Force	R	W	8.1	5	2	2	1-10
5/2	UNLV	R	L	4.0	13	7	6	2-3

5/9	Utah	S	W	6.0	10	4	4	2-3
5/16	UNM	S	---	6.0	12	7	5	1-6
5/22	Air Force	S	---	6.0	7	3	3	2-1
5/25	SDSU	R	---	0.1	0	0	0	1-0
5/31	USC	S	---	8.0	6	4	3	5-1
Season Totals				19	9-4	90.1	109	68 49 38-73

2001	Opp	S/R	W/L	IP	H	R	ER	BB-SO
2/3	Fresno St.	R	---	3.0	3	0	0	0-0
2/9	California	R	---	0.1	0	0	0	0-0
2/23	Illinois	R	---	2.0	2	0	0	0-1
3/9	UNM	R	---	2.0	2	0	0	1-2
3/22	SDSU	R	---	0.2	1	0	0	0-1
3/22	Air Force	R	---	2.0	5	4	4	1-0
4/7	SUU	S	W	6.0	7	3	3	2-8
4/7	Utah	S	---	2.1	5	5	4	0-3
4/16	SUU	R	---	4.1	10	8	6	1-5
4/20	Utah	R	W	4.2	4	2	2	0-6
5/4	ORU	S	W	6.0	3	0	0	4-4
5/17	Utah	S	---	4.1	7	8	7	1-5
Season Totals				12	3-0	36.2	47	30 26 11-35

2001-03 played at BYU

Zechry Zinicola • RHP • #37

2004	Opp	S/R	W/L	IP	H	R	ER	BB-SO
2/6	FSU (#18)	R	W	2.0	1	0	0	1-0
2/16	Gonzaga	R	S	2.0	3	0	0	0-4
2/20	Lamar	R	L	1.0	2	2	2	1-1
2/29	UConn	R	---	2.0	4	3	2	2-2
3/7	ECU (#18)	S	---	3.0	1	0	0	1-3
3/17	Okl. State	S	---	2.0	4	3	3	2-2
3/21	California	S	W	7.0	6	2	2	1-5
3/28	Washington	S	---	4.0	3	2	1	1-3
4/3	USC	R	---	3.1	4	5	5	1-2
4/8	ORU (#24)	R	---	2.0	1	0	0	0-0
4/9	ORU (#24)	R	---	2.0	1	0	0	1-2
4/12	Arizona	R	S	1.2	2	0	0	0-5
4/17	UCLA	R	W	1.1	0	0	0	0-2
4/18	UCLA	R	L	3.0	5	2	2	0-3
Season Totals				14	3-2-2	36.1	37	19 17 11-36

Pat Bresnehan • RHP • #40

2004	Opp	S/R	W/L	IP	H	R	ER	BB-SO
2/7	FSU (#18)	R	W	0.2	0	0	0	0-0
2/8	FSU (#18)	R	---	0.0	1	3	3	3-0
2/15	OKLA	R	---	0.1	0	0	0	0-1
2/16	Gonzaga	R	W	5.0	4	0	0	1-7
2/24	ARIZ (#16)	R	S	3.0	0	0	0	1-5
2/28	UConn	R	W	4.0	2	2	0	4-5
3/5	ECU (#18)	R	S	1.0	0	0	0	0-1
3/6	ECU (#18)	R	S	2.0	1	0	0	0-2
3/14	Tulane (#11)	R	S	2.0	1	0	0	0-2
3/16	Okl. State	R	S	1.2	2	0	0	0-1
3/19	California	R	---	2.0	1	0	0	1-1
3/21	California	R	---	2.0	6	2	2	0-0
3/28	Washington	R	L	2.2	4	3	3	0-2
4/4	USC	R	---	2.2	3	2	2	1-3
4/8	ORU (#24)	R	L	1.1	3	6	3	4-2
4/12	Arizona	S	---	2.0	5	4	4	3-1
4/18	UCLA	R	---	1.0	1	1	1	0-1
Season Totals				17	3-2-5	33.1	34	23 18 18-34


Josh Blake • LHP • #41

2004	Opp	S/R	W/L	IP	H	R	ER	BB-SO
2/8	FSU (#18)	R	---	1.2	1	2	0	3-4
2/21	Memphis	R	S	3.0	0	0	0	0-0
2/27	UConn	R	---	1.0	1	0	0	1-0
2/29	UConn	R	---	1.0	6	4	4	0-0
3/7	ECU (#18)	R	---	0.2	2	2	2	0-0
3/17	Okl. State	R	W	3.0	4	2	2	1-1
3/20	California	R	---	4.1	2	0	0	3-4
4/8	ORU (#24)	R	---	0.0	0	1	0	0-0
4/16	UCLA	R	---	0.2	2	3	3	4-1
4/18	UCLA	R	---	0.1	1	0	0	0-1
Season Totals				10	1-0-1	15.2	16	14 11 12-11

Erik Averill • LHP • #45

2004	Opp	S/R	W/L	IP	H	R	ER	BB-SO
2/7	FSU (#18)	R	---	5.0	4	1	1	3-3
2/13	CSUN	R	W	2.2	0	0	0	0-3
2/16	Gonzaga	S	---	2.0	5	7	5	2-2
2/20	Lamar	R	---	2.2	1	0	0	0-0
2/28	UConn	R	---	1.0	0	0	0	1-1
2/29	UConn	R	---	2.0	0	0	0	1-2
3/5	ECU (#18)	R	---	2.0	4	3	3	0-2
3/12	Tulane (#11)	R	---	4.2	0	0	0	0-4
3/14	Tulane (#11)	R	W	2.1	2	1	1	

Sun Devil Baseball 2004



Sun Devil Miscellaneous Hitting Statistics

Stats By Position			Stats By Order			Record By Margin				Big Innings	
Pos.	HR	RBI	Pos.	HR	RBI	No.	Total	H	A	Runs	No.
C	1	25	1	5	34	1R	5-3	4-1	1-2	2	32
1B	3	24	2	6	43	2R	3-4	2-4	1-0	3	21
2B	1	27	3	2	33	3R	1-0	1-0	0-0	4	8
3B	1	10	4	3	34	4R	5-0	5-0	0-0	5	4
SS	5	34	5	4	28	5R	1-0	1-0	0-0	6	5
LF	2	31	6	2	24	6R	1-1	1-0	0-1	7	3
CF	4	28	7	2	30	7R	3-1	2-1	1-0	8	0
RF	7	45	8	1	23	8R	2-0	1-0	1-0	9	0
DH	4	36	9	1	20	9R	0-1	0-1	0-0	10+	0
PH	0	9	Tot.	29	269	10+R	5-2	3-2	2-0	Tot.	73
Tot.	29	269				Tot.	26-12	20-9	6-3		

A includes neutral

How the Sun Devils Have Scored:

0-Out Runs	1-Out Runs	2-Out Runs	Total Runs	Two-Out RBI
44	122	126	295	114

Home Runs By ASU (29)

Player	Date	Opp.	Pitcher	Runners
Curtis	2/7	FSU	James	Solo
Pedroia	2/20	Lamar	Rinando	Solo
Curtis	2/21	Memphis	Hankins	Solo
Persichina	2/21	Memphis	Kines	Solo
Buck	2/22	Rice	Niemann	2-run
Curtis	2/27	UConn	Hourigan	3-run
Buck	2/27	UConn	Potvin	2-run
Pedroia	2/28	UConn	James	GS
Zinicola	2/28	UConn	Norton	2-run
Curtis	2/28	UConn	Gary	2-run
Larish	2/29	UConn	Tucci	2-run
Buck	2/29	UConn	McGinn	2-run
Buck	3/5	ECU	Taylor	Solo
Gosewisch	3/5	ECU	Taylor	Solo
Zinicola	3/5	ECU	Flye	2-run
Pedroia	3/6	ECU	Bunn	Solo
Buck	3/6	ECU	Harrell	Solo
Buck	3/7	ECU	Brooks	Solo
Buck	3/12	Tulane	Latham	2-run
Pedroia	3/13	Tulane	Crowel	Solo
Pedroia	3/13	Tulane	Charron	Solo
Cadena	3/20	Cal	Swanson	Solo
Cook	3/20	Cal	Swanson	Solo
Asanovich	3/21	Cal	Crist	3-run
Pedroia	3/27	UW	Everitt	Solo
Buck	3/28	UW	Baysinger	2-run
Cadena	3/28	UW	Baysinger	Solo
Asanovich	4/3	USC	Williams	Solo
Gosewisch	4/9	ORU	Recio	2-run

Home Runs By Opponents (28)

Player	Date	Team	Pitcher	Runners
Martinez	2/7	FSU	Bordes	2-run
Smith	2/7	FSU	Bordes	3-run
Drew	2/7	FSU	Marotz	Solo
Martinez	2/7	FSU	Cassa	Solo
Thornton	2/15	OKLA	Andes	2-run
Cantu	2/20	Lamar	Mousser	Solo
D'Argento	2/29	UConn	Urquidez	Solo
Mocerino	2/29	UConn	Marotz	3-run
Jones	3/5	ECU	Averill	3-run
Norwood	3/6	ECU	Urquidez	2-run
T. Lawhorn	3/6	ECU	Urquidez	Solo
Norwood	3/7	ECU	Andes	Solo
Grace	3/7	ECU	Cassa	3-run
Nelson	3/20	Cal	Urquidez	2-run
Horwitz	3/21	Cal	Zinicola	Solo
Horwitz	3/21	Cal	Bresnehan	Solo
Otness	3/26	UW	Urquidez	2-run
Clem	3/26	UW	Averill	2-run
Larsen	3/26	UW	Averill	Solo
Clem	3/28	UW	Bresnehan	Grand Slam
Frost	4/3	USC	Zinicola	3-run
Clement	4/4	USC	Mousser	2-run
Bigley	4/10	ORU	Mousser	Solo
Lex	4/10	ORU	Cassa	2-run
McMillan	4/17	UCLA	Urquidez	Solo
McCarthy	4/18	UCLA	Cassa	2-run
Denove	4/18	UCLA	Cassa	2-run
McCarthy	4/18	UCLA	Zinicola	2-run

Game Winning RBI:

Buck	5
Gosewisch	5
Persichina	3
Pedroia	2
Zinicola	2
Curtis	1
Larish	1
Walsh	1
Cook	1
Bocchi	1
Asanovich	1

Series Pitching Breakdown:

	W-L	ERA	IP	H	R	ER	BB	SO
Florida State	3-0	4.67	27.0	24	16	14	21	29
Surprise	2-1	2.33	27.0	18	9	7	7	27
Rice Tourney	2-1	2.08	26.0	14	6	6	6	20
UConn	3-0	4.33	27.0	26	18	13	23	24
ECU	3-0	4.67	27.0	25	15	14	10	17
Tulane	2-1	2.33	27.0	23	9	7	11	22
Okl. St.	2-0	3.00	18.0	20	8	6	6	12
California	1-2	7.33	27.0	44	33	22	15	15
Washington	1-2	6.33	27.0	26	23	19	13	23
USC	1-2	8.67	27.0	37	27	26	15	17
ORU	1-2	3.67	27.0	31	16	11	15	23
UCLA	2-1	6.23	26.0	26	18	18	14	21
Wash. St.	0-0	0.00	0.0	0	0	0	0	0
Wichita St.	0-0	0.00	0.0	0	0	0	0	0
NMSU	0-0	0.00	0.0	0	0	0	0	0
OSU	0-0	0.00	0.0	0	0	0	0	0
Arizona	0-0	0.00	0.0	0	0	0	0	0
Stanford	0-0	0.00	0.0	0	0	0	0	0

Series Batting Breakdown:

	AVG	AB	R	H	RBI	2B-3B-HR	BB-SO
Florida State	.269	108	24	29	24	13-0-1	23-18
Surprise	.287	101	24	29	18	8-0-0	23-21
Rice Tourney	.250	92	14	23	11	4-0-4	12-24
UConn	.442	120	52	53	51	11-1-7	27-14
ECU	.326	89	20	29	20	5-0-6	18-13
Tulane	.283	99	19	28	19	5-0-3	17-15
Okl. St.	.377	77	19	29	18	7-0-0	10-14
California	.309	110	23	34	20	8-0-3	11-19
Washington	.276	98	16	27	12	3-0-3	19-12
USC	.342	111	18	38	17	8-0-1	18-26
ORU	.313	99	17	31	15	3-2-1	9-13
UCLA	.317	101	26	32	24	8-0-0	20-23
Wash. St.	.000	0	0	0	0	0-0-0	0-0
Wichita St.	.000	0	0	0	0	0-0-0	0-0
NMSU	.000	0	0	0	0	0-0-0	0-0
OSU	.000	0	0	0	0	0-0-0	0-0
Arizona	.000	0	0	0	0	0-0-0	0-0
Stanford	.000	0	0	0	0	0-0-0	0-0

Pinch-Hitting Statistics:

Player	AB	AVG.	H	2B	3B	HR	RBI
Bocchi	7	.571	4	0	0	0	1
Asanovich	2	.500	1	0	0	0	0
Walsh	6	.333	2	1	0	0	2
Cook	9	.222	2	2	0	0	2
McKenna	10	.100	1	0	0	0	1
Cadena	18	.167	3	0	0	0	1
Zinicola	3	.000	0	0	0	0	2
Mesa	2	.000	0	0	0	0	0
Cosentino	1	.000	0	0	0	0	0
Dhaenens	1	.000	0	0	0	0	0
Persichina	1	.000	0	0	0	0	0
Schoenberger	3	.000	0	0	0	0	0
Totals:	65	.200	13	3	0	0	9

Batted Around (17):

At-Bats	Opponent	Inning	Date
9	Florida State	4th	2/8
9	CS Northridge	7th	2/13
12	CS Northridge	8th	2/13
9	Utah	5th	2/14
11	Gonzaga	1st	2/16
11	UConn	3rd	2/27
10	UConn	3rd	2/28
10	UConn	5th	2/28
9	UConn	6th	2/28
9	UConn	2nd	2/29
9	UConn	3rd	2/29
9	UConn	4th	2/29
9	California	1st	3/19
9	Washington	3rd	3/27
11	USC	7th	4/2
9	UCLA	7th	4/16
9	UCLA	6th	4/18



Sun Devil Baseball 2004

Starting Lineups By Batting Order


Date	Opponent	No. (Time)	Record	1	2	3	4	5	6	7	8	9
2/6	Florida State	1 (1)	1-0	Pedroia	Larish	Buck	Gosewisch	Mesa	Asanovich	Persichina	Curtis	Walsh
2/7	Florida State	2 (1)	1-0	Pedroia	Larish	Buck	Gosewisch	Mesa	McKenna	Asanovich	Curtis	Persichina
2/8	Florida State	3 (1)	1-0	Pedroia	Buck	Larish	Cadena	Gosewisch	Curtis	Asanovich	Persichina	Mesa
2/13	CS Northridge	4(1)	1-0	Pedroia	Buck	Larish	Bocchi	Mesa	Gosewisch	Curtis	Asanovich	Persichina
2/14	Utah	4(2)	2-0	Pedroia	Buck	Larish	Bocchi	Mesa	Gosewisch	Curtis	Asanovich	Persichina
2/15	Oklahoma	5 (1)	0-1	Pedroia	Buck	Larish	Bocchi	Cook	Gosewisch	Curtis	Asanovich	Mesa
2/16	Gonzaga	4 (3)	3-0	Pedroia	Buck	Larish	Bocchi	Mesa	Gosewisch	Curtis	Asanovich	Persichina
2/20	Lamar	6 (1)	0-1	Pedroia	Buck	Larish	Bocchi	Gosewisch	Curtis	Persichina	Asanovich	Dhaenens
2/21	Memphis	7 (1)	1-0	Pedroia	Buck	Larish	Zinicola	Curtis	Persichina	Gosewisch	Dhaenens	Walsh
2/22	Rice	8 (1)	1-0	Pedroia	Buck	Larish	Bocchi	Curtis	Persichina	Gosewisch	Dhaenens	Walsh
2/24	Arizona	9 (1)	1-0	Pedroia	Buck	Larish	Zinicola	Curtis	Persichina	Gosewisch	Mesa	Walsh
2/27	UConn	9 (2)	2-0	Pedroia	Buck	Larish	Zinicola	Curtis	Persichina	Gosewisch	Mesa	Walsh
2/28	UConn	10 (1)	1-0	Pedroia	Buck	Larish	Zinicola	Curtis	Persichina	Gosewisch	Walsh	Dhaenens
2/29	UConn	11 (1)	1-0	Pedroia	Buck	Larish	Cadena	Curtis	Cook	Gosewisch	Dhaenens	Asanovich
3/5	ECU	12 (1)	1-0	Pedroia	Buck	Larish	Zinicola	Gosewisch	Cook	Gosewisch	Asanovich	Mesa
3/6	ECU	13 (1)	1-0	Pedroia	Buck	Larish	McKenna	Curtis	Persichina	Gosewisch	Walsh	Mesa
3/7	ECU	14 (1)	1-0	Pedroia	Buck	Larish	Bocchi	Curtis	Persichina	Gosewisch	Walsh	Dhaenens
3/12	Tulane	14 (2)	1-1	Pedroia	Buck	Larish	Bocchi	Curtis	Persichina	Gosewisch	Walsh	Dhaenens
3/13	Tulane	15 (1)	1-0	Pedroia	Walsh	Buck	Larish	Gosewisch	Curtis	Persichina	Cadena	Dhaenens
3/14	Tulane	15 (2)	2-0	Pedroia	Walsh	Buck	Larish	Gosewisch	Curtis	Persichina	Cadena	Dhaenens
3/16	Okla. State	16 (1)	1-0	Pedroia	Walsh	Buck	Larish	Zinicola	Curtis	Persichina	Gosewisch	Dhaenens
3/17	Okla. State	17 (1)	1-0	Pedroia	Buck	Larish	Cook	Curtis	Bocchi	Gosewisch	Asanovich	Dhaenens
3/19	California	18 (1)	0-1	Pedroia	Buck	Larish	Zinicola	Curtis	Persichina	Walsh	Gosewisch	Dhaenens
3/20	California	19 (1)	0-1	Pedroia	Walsh	Buck	Zinicola	Curtis	Persichina	Gosewisch	McKenna	Dhaenens
3/21	California	20 (1)	1-0	Pedroia	Buck	Curtis	Bocchi	Cook	Cadena	Asanovich	Gosewisch	Dhaenens
3/26	Washington	21 (1)	0-1	Pedroia	Buck	Curtis	Zinicola	Larish	Gosewisch	Persichina	Asanovich	Dhaenens
3/27	Washington	22 (1)	1-0	Pedroia	Walsh	Buck	Larish	Zinicola	Curtis	Gosewisch	Persichina	Dhaenens
3/28	Washington	23 (1)	0-1	Pedroia	Walsh	Buck	Larish	Curtis	Gosewisch	Bocchi	Persichina	Dhaenens
4/2	USC	24 (1)	1-0	Pedroia	Walsh	Larish	Buck	Zinicola	Curtis	Gosewisch	Cook	Dhaenens
4/3	USC	25 (1)	0-1	Pedroia	Walsh	Buck	Cadena	Cook	Larish	Gosewisch	Curtis	Asanovich
4/4	USC	26 (1)	0-1	Pedroia	Walsh	Buck	Larish	Gosewisch	Curtis	Cook	Cadena	Asanovich
4/8	Oral Roberts	27 (1)	0-1	Curtis	Walsh	Pedroia	Buck	Larish	Asanovich	Gosewisch	Dhaenens	Persichina
4/9	Oral Roberts	28 (1)	1-0	Pedroia	Walsh	Buck	Cook	Larish	Curtis	Gosewisch	Persichina	Dhaenens
4/10	Oral Roberts	29 (1)	0-1	Pedroia	Walsh	Buck	Larish	Bocchi	Curtis	Gosewisch	Persichina	Asanovich
4/12	Arizona	30 (1)	1-0	Walsh	Persichina	Pedroia	Buck	Asanovich	Bocchi	Curtis	Larish	Dhaenens
4/16	UCLA	31 (1)	1-0	Pedroia	Walsh	Buck	Asanovich	Persichina	Gosewisch	Larish	Curtis	Dhaenens
4/17	UCLA	32 (1)	1-0	Pedroia	Walsh	Buck	Cadena	Persichina	Gosewisch	Larish	Asanovich	Curtis
4/18	UCLA	33 (1)	0-1	Pedroia	Walsh	Buck	Asanovich	Cook	Gosewisch	Larish	Cadena	Curtis
4/23	Wash. State											
4/24	Wash. State											
4/25	Wash. State											
4/27	Wichita St.											
4/28	Wichita St.											
5/3	NMSU											
5/4	NMSU											
5/14	Oregon St.											
5/15	Oregon St.											
5/16	Oregon St.											
5/18	New Mexico											
5/19	NMSU											
5/21	Arizona											
5/22	Arizona											
5/23	Arizona											
5/28	Stanford											
5/29	Stanford											
5/30	Stanford											

Total Number of Different Batting Lineups: 33

Most Common Lineup by Batting Order: #4 (3 times)



Sun Devil Baseball 2004



Starting Lineups By Defensive Lineup

<u>Date</u>	<u>Opponent</u>	<u>No. (Time)</u>	<u>Record</u>	<u>C</u>	<u>1B</u>	<u>2B</u>	<u>3B</u>	<u>SS</u>	<u>LF</u>	<u>CF</u>	<u>RF</u>	<u>DH</u>
2/6	Florida State	1 (1)	1-0	Gosewisch	Persichina	Asanovich	Mesa	Pedroia	Larish	Curtis	Buck	Walsh
2/7	Florida State	2 (1)	1-0	Gosewisch	Persichina	Asanovich	Mesa	Pedroia	Larish	Curtis	Buck	McKenna
2/8	Florida State	3 (1)	1-0	Gosewisch	Persichina	Asanovich	Mesa	Pedroia	Larish	Curtis	Buck	Cadena
2/13	CS Northridge	4 (1)	1-0	Gosewisch	Persichina	Asanovich	Mesa	Pedroia	Larish	Curtis	Buck	Bocchi
2/14	Utah	4 (2)	2-0	Gosewisch	Persichina	Asanovich	Mesa	Pedroia	Larish	Curtis	Buck	Bocchi
2/15	Oklahoma	5 (1)	0-1	Gosewisch	Cook	Asanovich	Mesa	Pedroia	Larish	Curtis	Buck	Bocchi
2/16	Gonzaga	4 (3)	3-0	Gosewisch	Persichina	Asanovich	Mesa	Pedroia	Larish	Curtis	Buck	Bocchi
2/20	Lamar	6 (1)	0-1	Gosewisch	Persichina	Asanovich	Dhaenens	Pedroia	Larish	Curtis	Buck	Bocchi
2/21	Memphis	7 (1)	1-0	Gosewisch	Persichina	Walsh	Dhaenens	Pedroia	Larish	Curtis	Buck	Zinicola
2/22	Rice	8 (1)	1-0	Gosewisch	Persichina	Walsh	Dhaenens	Pedroia	Larish	Curtis	Buck	Bocchi
2/24	Arizona	9 (1)	1-0	Gosewisch	Persichina	Walsh	Mesa	Pedroia	Larish	Curtis	Buck	Zinicola
2/27	UConn	9 (2)	2-0	Gosewisch	Persichina	Walsh	Mesa	Pedroia	Larish	Curtis	Buck	Zinicola
2/28	UConn	7 (2)	2-0	Gosewisch	Persichina	Walsh	Dhaenens	Pedroia	Larish	Curtis	Buck	Zinicola
2/29	UConn	10 (1)	1-0	Gosewisch	Cook	Asanovich	Dhaenens	Pedroia	Larish	Curtis	Buck	Cadena
3/5	ECU	11 (1)	1-0	Gosewisch	Cook	Asanovich	Mesa	Pedroia	Larish	Curtis	Buck	Zinicola
3/6	ECU	12 (1)	1-0	Gosewisch	Persichina	Walsh	Mesa	Pedroia	Larish	Curtis	Buck	McKenna
3/7	ECU	13 (1)	1-0	Gosewisch	Persichina	Walsh	Dhaenens	Pedroia	Larish	Curtis	Buck	Bocchi
3/12	Tulane	13 (2)	1-1	Gosewisch	Persichina	Walsh	Dhaenens	Pedroia	Larish	Curtis	Buck	Bocchi
3/13	Tulane	14 (1)	1-0	Gosewisch	Persichina	Walsh	Dhaenens	Pedroia	Larish	Curtis	Buck	Cadena
3/14	Tulane	14 (2)	2-0	Gosewisch	Persichina	Walsh	Dhaenens	Pedroia	Larish	Curtis	Buck	Cadena
3/16	Okla. State	7 (3)	3-0	Gosewisch	Persichina	Walsh	Dhaenens	Pedroia	Larish	Curtis	Buck	Zinicola
3/17	Okla. State	15 (1)	1-0	Gosewisch	Cook	Asanovich	Dhaenens	Pedroia	Larish	Curtis	Buck	Bocchi
3/19	California	8 (4)	3-1	Gosewisch	Persichina	Walsh	Dhaenens	Pedroia	Larish	Curtis	Buck	Zinicola
3/20	California	16 (1)	0-1	Gosewisch	Persichina	Walsh	Dhaenens	Pedroia	McKenna	Curtis	Buck	Zinicola
3/21	California	17 (1)	1-0	Gosewisch	Cook	Asanovich	Dhaenens	Pedroia	Cadena	Curtis	Buck	Bocchi
3/26	Washington	18 (1)	0-1	Gosewisch	Persichina	Asanovich	Dhaenens	Pedroia	Larish	Curtis	Buck	Zinicola
3/27	Washington	8 (5)	4-1	Gosewisch	Persichina	Walsh	Dhaenens	Pedroia	Larish	Curtis	Buck	Zinicola
3/28	Washington	13 (3)	1-2	Gosewisch	Persichina	Walsh	Dhaenens	Pedroia	Larish	Curtis	Buck	Bocchi
4/2	USC	19 (1)	1-0	Gosewisch	Cook	Walsh	Dhaenens	Pedroia	Larish	Curtis	Buck	Zinicola
4/3	USC	20 (1)	0-1	Gosewisch	Cook	Walsh	Asanovich	Pedroia	Larish	Curtis	Buck	Cadena
4/4	USC	20 (2)	0-2	Gosewisch	Cook	Walsh	Asanovich	Pedroia	Larish	Curtis	Buck	Cadena
4/8	Oral Roberts	21 (1)	0-1	Gosewisch	Persichina	Walsh	Dhaenens	Pedroia	Larish	Curtis	Buck	Asanovich
4/9	Oral Roberts	22 (1)	1-0	Gosewisch	Persichina	Walsh	Dhaenens	Pedroia	Larish	Curtis	Buck	Cook
4/10	Oral Roberts	23 (1)	0-1	Gosewisch	Persichina	Walsh	Asanovich	Pedroia	Larish	Curtis	Buck	Bocchi
4/12	Arizona	24 (1)	1-0	Bocchi	Walsh	Persichina	Dhaenens	Pedroia	Larish	Curtis	Buck	Asanovich
4/16	UCLA	21 (2)	1-1	Gosewisch	Persichina	Walsh	Dhaenens	Pedroia	Larish	Curtis	Buck	Asanovich
4/17	UCLA	25 (1)	1-0	Gosewisch	Persichina	Walsh	Asanovich	Pedroia	Larish	Curtis	Buck	Cadena
4/18	UCLA	20 (3)	0-3	Gosewisch	Cook	Walsh	Asanovich	Pedroia	Larish	Curtis	Buck	Cadena
4/23	Wash. State											
4/24	Wash. State											
4/25	Wash. State											
4/27	Wichita St.											
4/28	Wichita St.											
5/3	NMSU											
5/4	NMSU											
5/14	Oregon St.											
5/15	Oregon St.											
5/16	Oregon St.											
5/18	New Mexico											
5/19	NMSU											
5/21	Arizona											
5/22	Arizona											
5/23	Arizona											
5/28	Stanford											
5/29	Stanford											
5/30	Stanford											

Total Number of Different Defensive Lineups: 25

Most Common Lineup by Defense: #8 (5 times)



Sun Devil Baseball 2004

Game-by-Game Capsules:

GAME 1

#10 SUN DEVILS 2, #18 Florida State 1

Feb. 6, 2004 at Packard Stadium

	1	2	3	4	5	6	7	8	9	R	H	E	
FSU	0	0	1	0	0	0	0	0	0	0	1	4	2
ASU	0	0	0	0	0	0	0	0	2	-	2	7	0

W: Zinicola (1-0); L: Lynch (1-1); S: None

HR: None

Time: 2:50 Attendance: 3,087 Record: 1-0

HIGHLIGHTS: Junior catcher Tuffy Gosewisch drilled a two-out, two-run double with the bases loaded in the bottom of the ninth inning to give ASU a 2-1 victory over No. 18 FSU. The Devils had their NCAA record consecutive games scoring streak extended to 502 games with the clutch double and gave ASU a 26-2 record in season openers dating back to 1977. Starter Jeff Mouser and freshman reliever Zechry Zinicola combined to limit the Seminoles to only four singles and one run in the contest. Zinicola picked up the win in his collegiate debut with two shutout innings. Gosewisch was the offensive hero, going 2-for-4 with two doubles and Dustin Pedroia was 2-for-5 with a double and a stolen base.

GAME 2

#10 SUN DEVILS 10, #18 Florida State 9

Feb. 7, 2004 at Packard Stadium

	1	2	3	4	5	6	7	8	9	R	H	E	
FSU	6	1	0	1	1	0	0	0	0	0	9	11	2
ASU	0	1	3	1	0	1	0	1	3	-	10	12	0

W: Bresnehan (1-0); L: Lynch (1-2); S: None

HR: Curtis (1)

Time: 3:08 Attendance: 3,220 Record: 2-0

HIGHLIGHTS: For the second straight game, ASU pulled off the unbelievable, scoring three runs in the bottom of the ninth inning to earn a 10-9 victory over Florida State. Freshman Colin Curtis was 3-for-5 with four RBI, a solo home run and a two-run double in the ninth that tied the game at 9-9. Classmate Joe Persichina also had three hits, including the game-winner with a single to score Curtis with two outs in the ninth. After spotting FSU a 6-0 lead after the first, ASU's pitching calmed down to limit the Seminoles to only two runs over the final six innings. Sophomore Erik Averill gave up one run in five innings and freshman Pat Bresnehan picked up the win.

GAME 3

#10 SUN DEVILS 12, #18 Florida State 6

Feb. 8, 2004 at Packard Stadium

	1	2	3	4	5	6	7	8	9	R	H	E	
FSU	0	0	1	0	0	3	2	0	0	-	6	9	2
ASU	3	0	0	4	1	1	3	0	x	-	12	10	1

W: Urquidez (1-0); L: Sauls (0-1); S: Andes (1)

HR: None

Time: 3:29 Attendance: 3,386 Record: 3-0

HIGHLIGHTS: Sophomore Travis Buck was 3-for-3 with four RBI and starting pitcher Jason Urquidez registered nine strikeouts in five innings to lead the No. 10 Sun Devils to a series sweep over Florida State with a 12-6 win Sunday in front of 3,386 at Packard Stadium. Dustin Pedroia also added two doubles and three runs scored as the Devils earned their first ever sweep of the Seminoles and are off to a 3-0 start for the third straight year. Urquidez, a JC transfer from Central Arizona College, struck out five of the first eight batters he faced and went on to scatter six hits and allow only one run in five innings. Freshmen Josh Blake and Quentin Andes combined for eight strikeouts in the final four innings. Andes earned the save, allowing only one hit in 2.1 IP.

GAME 4

#7 SUN DEVILS 13, CS Northridge 3

Feb. 13, 2004 at Surprise Stadium

	1	2	3	4	5	6	7	8	9	R	H	E	
CSUN	0	1	1	0	0	0	1	0	0	0	3	4	4
ASU	1	0	0	1	0	1	3	7	x	-	13	13	3

W: Averill (1-0); L: Hochgesang (0-1); S: None

HR: None

Time: 3:20 Attendance: 892 Record: 4-0

HIGHLIGHTS: Junior shortstop Dustin Pedroia was 3-for-4 with a pair of doubles to lead ASU to a 13-3 victory over Cal State Northridge on Friday night in the third game of the 2004 Coca-Cola Surprise Spring Training Classic at Surprise Stadium. The Devils broke open a 3-3 game with a three-run seventh and a seven-run eighth. Colin Curtis added three hits and lefty reliever Erik Averill threw 2.2 innings of scoreless and hitless ball to pick up the victory.

GAME 5

#7 SUN DEVILS 11, Utah 0

Feb. 14, 2004 at Surprise Stadium

	1	2	3	4	5	6	7	8	9	R	H	E	
Utah	0	0	0	0	0	0	0	0	0	0	0	5	2
ASU	3	0	2	2	4	0	0	0	x	-	11	12	0

W: Urquidez (2-0); L: Mackay (0-1); S: None

HR: None

Time: 2:40 Attendance: 813 Record: 5-0

HIGHLIGHTS: Jason Urquidez struck out seven in six scoreless innings and junior shortstop Dustin Pedroia was 3-for-4 with two RBI to lead the No. 7 Sun Devils to a 11-0 victory over Utah in the Coca-Cola Spring Training Classic at Surprise Stadium. Urquidez improved to 2-0 on the year with six masterful innings. Pedroia extended his hitting streak to five game and has four consecutive multi-hit games after his 3-for-4 performance. Travis Buck was 2-for-2 with three runs scored and also had two walks.

GAME 6

Oklahoma 6, #7 SUN DEVILS 0

Feb. 15, 2004 at Surprise Stadium

	1	2	3	4	5	6	7	8	9	R	H	E	
OKLA	1	0	0	0	0	3	0	0	2	-	6	9	0
ASU	0	0	0	0	0	0	0	0	0	-	0	4	1

W: Purcey (1-0); L: Cassa (0-1); S: None

HR: Thornton (1)

Time: 2:41 Attendance: 1,370 Record: 5-1

HIGHLIGHTS: Oklahoma starting pitcher David Purcey allowed only one hit in seven shutout innings and combined with closer Jarod McAuliff to shut out No. 7 Arizona State for the first time in 506 games. The Sooners defeated the Sun Devils 6-0 on Sunday to close out the second annual Coca-Cola Spring Training Classic at Surprise Stadium. The Devils saw their NCAA record consecutive games scoring streak come to an end after having not been shutout since April 7, 1995 against USC. ASU had combined to go 338-167-1 during the streak, topping the previous NCAA record of 349 set by Coastal Carolina. ASU also suffered its first loss of the year to fall to 5-1.

GAME 7

#7 SUN DEVILS 10, Gonzaga 7

Feb. 16, 2004 at Packard Stadium

	1	2	3	4	5	6	7	8	9	R	H	E	
GU	0	4	3	0	0	0	0	0	0	-	7	11	3
ASU	7	0	0	1	1	0	0	1	x	-	10	12	4

W: Bresnehan (2-0); L: Monroe (0-1); S: Zinicola (1)

HR: None

Time: 3:00 Attendance: 2,172 Record: 6-1

HIGHLIGHTS: Dustin Pedroia had three doubles and freshman relief pitcher Pat Bresnehan had seven strikeouts in five innings to lead the No. 7 Sun Devils to a 10-7 non-conference victory over the Gonzaga Bulldogs Monday night at Packard Stadium. Bresnehan was impressive in his fourth stint of the early season. The hard-throwing right-hander struck out seven and allowed only four hits in five shutout innings to improve to 2-0 on the season. Classmate Zechry Zinicola scattered two hits and struck out four over the final two innings to pick up his first collegiate save.

GAME 8

Lamar 5, #7 SUN DEVILS 4

Feb. 20, 2004 at Reckling Park

	1	2	3	4	5	6	7	8	9	R	H	E	
ASU	2	1	0	0	0	0	1	0	-	4	9	2	
LU	0	0	0	2	1	0	0	2	x	-	5	9	0

W: Stutes (2-0); L: Zinicola (0-1); S: None

HR: Pedroia (1)

Time: 2:32 Attendance: 3,108 Record: 6-2

HIGHLIGHTS: A two-run double by designated hitter Nick Klusaw in the bottom of the eighth inning gave the Lamar Cardinals a 5-4 victory over No. 7 Arizona State Friday afternoon at Reckling Park in the first day of the Coca-Cola Classic. ASU took a 4-3 lead after his half of the eighth, when freshman center fielder Colin Curtis stole home with two outs. Freshman closer Zechry Zinicola surrendered both runs in the eighth to take the loss and fall to 1-1 on the year. Dustin Pedroia was 3-for-5 with a solo home run for the Sun Devils in the loss.

GAME 9

#7 SUN DEVILS 7, Memphis 0

Feb. 21, 2004 at Reckling Park

	1	2	3	4	5	6	7	8	9	R	H	E	
MEM	0	0	0	0	0	0	0	0	0	0	2	1	
ASU	3	0	0	1	0	2	1	0	x	-	7	9	0

W: Cassa (1-1); L: Hankins (0-1); S: Blake (1)

HR: Curtis (2), Persichina (1)

Time: 2:25 Attendance: 3,405 Record: 7-2

HIGHLIGHTS: Arizona State freshman starting pitcher Pat Cassa struck out nine in six scoreless innings to life the No. 7 Sun Devils to a 7-0 victory over Memphis Saturday night in the second day of the Coca-Cola Classic at Reckling Park. Junior All-American shortstop Dustin Pedroia led the offense going 3-for-4 with two RBI and freshman Colin Curtis and Joe Persichina each hit solo home runs. Freshman left-hander Josh Blake closed out the win with three scoreless innings to pick up the save.

GAME 10

#7 SUN DEVILS 3, #1 Rice 1

Feb. 22, 2004 at Reckling Park

	1	2	3	4	5	6	7	8	9	R	H	E	
ASU	0	0	0	0	0	2	0	1	0	-	3	5	2
Rice	0	0	0	0	0	0	0	0	1	-	1	3	1

W: Urquidez (3-0); L: Niemann (0-1); S: None

HR: Buck (1)

Time: 2:30 Attendance: 3,604 Record: 8-2

HIGHLIGHTS: Arizona State starting pitcher Jason Urquidez threw a complete-game three-hitter as the No. 7 Sun Devils beat the No. 1 and defending national champion Rice Owls 3-1 Sunday afternoon at a rainy Reckling Park. Sophomore right fielder Travis Buck drove in all three runs for the Devils, including a two-run homer in the sixth inning that broke open a scoreless game. The Sun Devils improve to 8-2 on the year and is a perfect 4-0 against ranked opponents. Rice drops to 5-2 on the year. Urquidez limited the Owls to only three hits and the only run came with two outs in the bottom of the ninth inning. He struck out seven and walked only two to improve to 3-0 on the year.

GAME 11

#7 SUN DEVILS 4, #16 Arizona 0

Feb. 24, 2004 at Packard Stadium

	1	2	3	4	5	6	7	8	9	R	H	E	
ARIZ	0	0	0	0	0	0	0	0	0	-	0	3	2
ASU	2	2	0	0	0	0	0	0	x	-	4	9	1

W: Bordes (1-0); L: Guyette (1-2); S: Bresnehan (1)

HR: None

Time: 2:49 Attendance: 2,748 Record: 9-2

HIGHLIGHTS: Arizona State starting pitcher Brett Bordes had 10 strikeouts in six scoreless innings to lead the No. 7 Sun Devils to a 4-0 victory over rival No. 16 Arizona in front of 2,748 Tuesday night at Packard Stadium. With its 10th straight victory at Packard Stadium, ASU improved to 9-2 overall and is a perfect 5-0 record against ranked opponents this year. Bordes scattered three hits and three walks in a career-high six innings. He registered a career-high 10 strikeouts to pick up his second career victory. Freshman right-hander Pat Bresnehan struck out five in three scoreless innings to pick up his first save. ASU's nine-hit attack was paced by another multi-hit game from Dustin Pedroia. Pedroia went 3-for-4 with a pair of doubles and is now hitting .543 (25-for-46) with 10 doubles. Jeff Larish notched his second multi-hit game of the year going 2-for-5 with an RBI. Freshman Joe Persichina gave ASU all the runs they would need with a two-out, two-run single in the bottom of the first inning.

GAME 12

#7 SUN DEVILS 18, UConn 2

Feb. 27, 2004 at Packard Stadium

	1	2	3	4	5	6	7	8	9	R	H	E	
UConn	0	0	0	0	0	1	1	0	-	2	3	2	
ASU	3	1	7	0	3	0	0	3	x	-	18	21	0

W: Mouser (1-0); L: Hourigan (0-1); S: None

HR: Curtis (3), Cook (1)


Time: 3:16 Attendance: 2,163 Record: 10-2

HIGHLIGHTS: Arizona State starting pitcher Jeff Mouser recorded five no-hit innings and the No. 7 Sun Devil offense unloaded for season highs with 18 runs and 21 hits in an 18-2 victory over Connecticut Friday evening at Packard Stadium. Chris Cook was 4-for-4 with four RBI with two doubles and capped his career night with a two-run home run in the bottom of the eighth inning.



Sun Devil Baseball 2004

Game-by-Game Capsules:



GAME 13

#7 SUN DEVILS 16, UConn 5

Feb. 28, 2004 at Packard Stadium

	1	2	3	4	5	6	7	8	9	R	H	E	
UConn	0	0	0	1	4	0	0	0	0	0	5	7	0
ASU	0	0	5	0	6	3	0	2	x	-	16	17	1

W: Bresnehan (3-0); **L:** James (0-1); **S:** None

HR: Curtis (4), Pedroia (2), Zinicola (1)

Time: 3:14 **Attendance:** 2,385 **Record:** 11-2

HIGHLIGHTS: Arizona State's Dustin Pedroia hit a grand slam home run and Travis Buck tied a school record with four doubles to lead the No. 7 Sun Devils to a decisive 16-5 victory over the University of Connecticut Saturday afternoon at Packard Stadium. Buck hit doubles in the first, third, fourth and sixth innings to tie the single-game school record held by three other Sun Devils. The sophomore right fielder finished 4-for-5 with four RBI. Pat Bresnehan picked up the win with four scoreless innings to improve to 3-0 on the year.

GAME 14

#7 SUN DEVILS 18, UConn 11

Feb. 29, 2004 at Packard Stadium

	1	2	3	4	5	6	7	8	9	R	H	E	
UConn	1	0	0	0	0	0	3	4	-	11	16	0	
ASU	0	6	6	3	3	0	0	0	x	-	18	15	1

W: Urquidez (4-0); **L:** Tucci (0-1); **S:** None

HR: Buck (2), Larish (1)

Time: 2:54 **Attendance:** 2,400 **Record:** 12-2

HIGHLIGHTS: Arizona State sophomore right fielder Travis Buck went 5-for-5 with eight RBI to lead the No. 7 Sun Devils to a series-sweeping 18-11 victory over the UConn Sunday afternoon at Packard Stadium. The Sun Devils won their sixth straight overall and 16th straight at Packard dating back to last season. The Devils out-scored UConn 52-18 in the series and combined to hit .442 (53-for-120) against the Huskies. UConn falls to 0-3 to start the 2004 campaign. Buck fell just a triple short of his second career cycle, tabbing three singles, a double, his second homer of the season and a walk in the contest. He finished the series 10-for-12 (.833) with six runs, five doubles and 13 RBI. Starting pitcher Jason Urquidez picked up the victory to improve to 4-0 in a predetermined three-inning start.

GAME 15

#6 SUN DEVILS 7, #18 East Carolina 6

March 5, 2004 at Packard Stadium

	1	2	3	4	5	6	7	8	9	R	H	E
ECU	1	0	0	0	4	0	1	0	-	6	10	1
ASU	1	1	0	0	0	0	5	x	-	7	9	1

W: Andes (1-0); **L:** Flye (1-1); **S:** Bresnehan (2)

HR: Buck (3), Zinicola (2), Gosewisch (1)

Time: 2:39 **Attendance:** 2,552 **Record:** 13-2

HIGHLIGHTS: ASU freshman designated hitter Zechry Zinicola hit a two-run home run to cap a five-run eighth inning to lead the No. 6 Sun Devils to a 7-6 come-from-behind victory over No. 18 East Carolina. Hot hitting sophomore Travis Buck started the rally with a run-scoring single and Jeff Larish plated two with a single to right field. Zinicola then blasted his second home run of the year to put ASU up 7-6. Freshman Pat Bresnehan recorded a 1-2-3 ninth inning for his second save of the year and made a winner of classmate Quentin Andes (0.2 IP, 0 R). Buck continued his torrid streak by going 3-for-4 with two runs scored and two RBI.

GAME 16

#6 SUN DEVILS 6, #18 East Carolina 4

March 6, 2004 at Packard Stadium

	1	2	3	4	5	6	7	8	9	R	H	E	
ECU	0	0	1	2	0	1	0	0	-	4	6	3	
ASU	0	1	1	1	1	0	1	1	x	-	6	7	1

W: Urquidez (5-0); **L:** Harrell (2-1); **S:** Bresnehan (3)

HR: Buck (4), Pedroia (3)

Time: 2:54 **Attendance:** 2,567 **Record:** 14-2

HIGHLIGHTS: Arizona State right fielder Travis Buck hit a solo home run in the bottom of the seventh inning that proved to be the game winner as the No. 6 Sun Devils won their eighth straight in a 6-4 victory over No. 18 East Carolina. Buck homered for the third straight game to extend his hitting streak to five games. Jason Urquidez (5-0) pitched seven solid innings to pick up the win and Pat Bresnehan locked down the victory with his third save of the season. Freshman Joe Persichina was 2-for-2 with two runs scored and an RBI. Short-stop Dustin Pedroia added his third home run of the year.

GAME 17

#6 SUN DEVILS 7, #18 East Carolina 5

March 7, 2004 at Packard Stadium

	1	2	3	4	5	6	7	8	9	R	H	E	
ECU	0	0	0	1	0	3	0	0	1	-	5	9	1
ASU	3	0	1	0	1	1	0	1	x	-	7	13	0

W: Andes (2-0); **L:** Brooks (1-1); **S:** Cassa (1)

HR: Buck (5)

Time: 3:05 **Attendance:** 2,842 **Record:** 15-2

HIGHLIGHTS: The Devils finished off a three-game sweep of the No. 18 East Carolina Pirates with a 7-5 victory. ASU scored three in the first and jumped out to a 5-1 lead before holding on to win its ninth straight. Travis Buck homered in the fourth straight game and Tuffy Gosewisch and Joe Persichina were each perfect at the plate going 3-for-3. Senior Nick Walsh was 2-for-3 with a season-high three RBI. Freshman starter Zechry Zinicola was solid through three scoreless innings in his first career start, but left with a groin in jury. Four newcomer pitchers sealed the win, with freshman Pat Cassa picking up the save giving up two runs and four hits over the final 3.1 innings.

GAME 18

#11 Tulane 5, #5 SUN DEVILS 3

March 12, 2004 at Packard Stadium

	1	2	3	4	5	6	7	8	9	R	H	E	
TUL	2	0	0	0	3	0	0	0	-	5	9	2	
ASU	0	0	0	0	0	0	1	0	2	-	3	4	2

W: Mohl (4-0); **L:** Mousser (1-1); **S:** Latham (2)

HR: Buck (6)

Time: 2:52 **Attendance:** 2,827 **Record:** 15-3

HIGHLIGHTS: ASU had a pair of costly errors and squandered some early scoring opportunities as the No. 11 Tulane Green Wave held off the No. 5 Sun Devils 5-3 in a non-conference victory Friday night at Packard Stadium. The Devils had their season-high nine-game win streak come to an end to drop to 15-3 on the year. Additionally, ASU had a 19-game win streak at Packard Stadium snapped and lost for the first time in nine games to a ranked opponent this season. Jeff Mousser (1-1) took the loss and Erik Averill was impressive out of the bullpen with 4.2 perfect innings. Limited to only four hits, the Devils couldn't produce a timely hit by leaving seven of nine runners on base in scoring position. Travis Buck was 2-for-3 with a pair of walks to extend his hitting streak to seven games and hit a home run in his fifth straight game.

GAME 19

#5 SUN DEVILS 11, #11 Tulane 3

March 13, 2004 at Packard Stadium

	1	2	3	4	5	6	7	8	9	R	H	E	
TUL	0	0	0	0	0	1	2	0	-	3	8	3	
ASU	2	0	0	4	1	1	2	1	x	-	11	13	1

W: Urquidez (6-0); **L:** Crowl (3-1); **S:** None

HR: Pedroia (4), Larish (2)

Time: 3:16 **Attendance:** 2,650 **Record:** 16-3

HIGHLIGHTS: Dustin Pedroia went 4-for-4 with a career-high five RBI to lead the No. 5 Sun Devils to a convincing 11-3 victory over No. 11 Tulane Saturday afternoon at Packard Stadium. The Devils never trailed in the game, as Pedroia (Woodland, Calif.) jump-started the ASU offense with a leadoff home run in the bottom of the first inning. Junior starting pitcher Jason Urquidez kept his perfect record intact to improve to 6-0. The right-hander allowed four hits and one run in five and two-thirds innings while striking out five. Four of his six wins have come against nationally ranked opponents.

GAME 20

#5 SUN DEVILS 5, #11 Tulane 1

March 14, 2004 at Packard Stadium

	1	2	3	4	5	6	7	8	9	R	H	E	
TUL	0	0	0	0	0	1	0	0	-	1	6	1	
ASU	0	0	1	1	0	0	2	1	x	-	5	11	1

W: Averill (2-0); **L:** Hahn (3-1); **S:** Bresnehan (4)

HR: None

Time: 2:55 **Attendance:** 3,005 **Record:** 17-3

HIGHLIGHTS: Dustin Pedroia and Nick Walsh each had two hits and four Sun Devil pitchers combined to limit the No. 11 Tulane Green Wave to only six hits in a 5-1 victory. The win sealed the series victory for the Sun Devils (17-3). Starting pitcher Brett Bordes struck out six in 4.1 innings and sophomore Erik Averill followed with 2.1 quality innings to pick up the win.

GAME 21

#5 SUN DEVILS 3, #33 Oklahoma State 2

March 16, 2004 at Packard Stadium

	1	2	3	4	5	6	7	8	9	R	H	E	
OKST	0	0	2	0	0	0	0	0	0	-	2	8	1
ASU	1	0	0	0	2	0	0	0	x	-	3	10	2

W: Andes (3-0); **L:** Rew (3-1); **S:** Bresnehan (5)

HR: None

Time: 2:41 **Attendance:** 3,253 **Record:** 18-3

HIGHLIGHTS: Arizona State freshmen pitchers Pat Cassa, Quentin Andes and Pat Bresnehan combined for a dominating pitching performance to lift the No. 5 Sun Devils to a 3-2 victory No. 33 Oklahoma State Tuesday night in front of 3,253 at Packard Stadium. ASU's trio of freshman pitchers took on and defeated Oklahoma State's best pitcher in senior right-hander Daniel Rew. Andes picked up the win with three scoreless innings and Bresnehan earned his fifth save. Zechry Zinicola was 2-for-3 with two RBI and Jeff Larish was 3-for-3 to lead the Devils at the plate. Junior SS Dustin Pedroia also recorded his 60th career double.

GAME 22

#5 SUN DEVILS 16, #33 Oklahoma State 6

March 17, 2004 at Packard Stadium

	1	2	3	4	5	6	7	8	9	R	H	E
OKST	2	1	0	0	0	2	1	0	-	6	12	3
ASU	1	0	4	4	1	2	2	x	-	16	19	1

W: Blake (1-0); **L:** Grogan (4-1); **S:** None

HR: None

Time: 3:20 **Attendance:** 3,024 **Record:** 19-3

HIGHLIGHTS: The Sun Devils pounded out 19 hits by 11 different players en route to a 16-6 pounding of No. 33 Oklahoma State to complete a two-game midweek sweep of the Cowboys. Jeff Larish was 3-for-6 with a pair of doubles and four RBI to lead the ASU offense. Dustin Pedroia (2-for-3, 3 R) added his 12th multi-hit game of the year. Freshman Josh Blake earned his first career win with three innings out of the bullpen. ASU scored in every inning but the second and had a pair of four-run frames in the third and fourth innings to erase an early 3-1 deficit. For the fifth straight game, ASU defeated a previously unbeaten starting pitcher as OSU's Spencer Grogan suffered the loss to fall to 4-1 on the year.

GAME 23

California 9, #5 SUN DEVILS 7

March 19, 2004 at Packard Stadium

	1	2	3	4	5	6	7	8	9	R	H	E	
CAL	1	1	0	1	0	5	0	1	0	-	9	13	2
ASU	3	1	0	0	3	0	0	0	-	7	11	1	

W: Johnson (1-0); **L:** Andes (3-1); **S:** Brown (1)

HR: None

Time: 3:09 **Attendance:** 2,766 **Record:** 19-4

HIGHLIGHTS: California scored six unanswered runs and exploded for five runs in the sixth inning en route to a 9-7 victory over ASU in the Pac-10 opener for both schools. The Devils had a 7-4 lead, but Cal battled back and took the lead with the five-run sixth. Erik Averill gave up five runs on five hits in 2.2 innings and freshman Quentin Andes took the loss giving up the game-winning run in the sixth. Dustin Pedroia led the Devils at the plate going 4-for-5 with a pair of runs scored and hit his 14th double of the season. Zechry Zinicola was also 2-for-5 with two RBI. ASU left 13 men on base in the contest, including the bases loaded twice.

GAME 24

California 20, #5 SUN DEVILS 8

March 20, 2004 at Packard Stadium

	1	2	3	4	5	6	7	8	9	R	H	E
CAL	0	3	2	2	13	0	0	0	-	20	19	0
ASU	0	0	3	1	0	2	2	0	-	8	13	3

W: Read (1-0); **L:** Urquidez (6-1); **S:** Swanson (1)

HR: Cadena (1), Cook (2)

Time: 3:39 **Attendance:** 2,2314 **Record:** 19-5

HIGHLIGHTS: The Cal Golden Bears scored 13 runs in the fifth inning en route to a 20-8 victory over the No. 5 Arizona State Sun Devils Saturday afternoon in Pac-10 Baseball action at Packard Stadium. California jumped out to an early 7-4 lead behind a four-run second and a pair of two-run frames in the third and fourth inning. The three-run margin would be as close as the Sun Devils would get as Cal sent 18 batters to the plate in the 13-run fifth inning. The 13 runs given up by the Sun Devils tied the school record set in 1997 against UCLA. Dustin Pedroia was 1-for-3 with a double and Nick Cadena and Chris Cook each hit a HR.



Sun Devil Baseball 2004

Game-by-Game Capsules:

GAME 25

#5 SUN DEVILS 8, California 4

March 21, 2004 at Packard Stadium

	1	2	3	4	5	6	7	8	9	R	H	E
CAL	1	0	0	0	1	0	0	0	2	-	4	12 2
ASU	1	0	5	1	0	1	0	0	x	-	8	10 2

W: Zinicola (2-1); L: Crist (2-4); S: None

HR: Asanovich (1)

Time: 2:56 Attendance: 2,735 Record: 20-5

HIGHLIGHTS: Joel Bocchi and Josh Asanovich each had three RBI and freshman starting pitcher was solid through seven innings to lead the No. 5 Arizona State Sun Devils to a 8-4 victory over California Sunday afternoon in Pac-10 Baseball action at Packard Stadium. Zinicola earned the win scattering six hits and two runs in a career-long seven-inning outing. He struck out five and walked one to improve to 2-1 on the year. Bocchi finished 1-for-4 with three RBI and had several key at-bats for the Devils. Asanovich broke open a 3-1 game with a three-run home run as part of the five-run third frame.

GAME 26

Washington 11, #8 SUN DEVILS 1

March 26, 2004 at Packard Stadium

	1	2	3	4	5	6	7	8	9	R	H	E
UW	1	2	0	2	0	2	1	3	-	11	13	1
ASU	0	0	0	1	0	0	0	0	-	1	7	1

W: Lincecum (3-0); L: Urquidez (6-2); S: None

HR: None

Time: 2:54 Attendance: 3,336 Record: 20-6

HIGHLIGHTS: Washington freshman starting pitcher Tim Lincecum struck out eight and allowed only one run over seven innings to lift the Huskies to a 11-1 victory over No. 8 Arizona State Sun Devils Friday night in front of 3,336 at Packard Stadium. ASU starter Jason Urquidez recorded the loss in his second straight outing to fall to 6-2 on the year. He gave up five runs (three earned) on five hits in four and a third innings. He walked four and struck out six. ASU was out-hit 13-7 in the contest and received multi-hit games from freshman third baseman Seth Dhaenens (2-for-3, 2B, R) and junior catcher Tuffy Gosewisch (2-for-3).

GAME 27

#8 SUN DEVILS 9, Washington 4

March 27, 2004 at Packard Stadium

	1	2	3	4	5	6	7	8	9	R	H	E
UW	1	1	0	0	2	0	0	0	-	4	5	2
ASU	1	1	5	0	0	0	2	0	x	-	9	10 0

W: Bordes (2-0); L: Everitt (3-2); S: Andes (2)

HR: Pedroia (5)

Time: 2:49 Attendance: 2,588 Record: 21-6

HIGHLIGHTS: Nick Walsh went 2-for-4 with two RBI as the Sun Devils scored nine two-out runs to beat the Washington Huskies 9-4 Saturday afternoon in Pac-10 baseball action at Packard Stadium. ASU starting pitcher Brett Bordes recovered from early wildness to hold the potent Husky lineup to four hits and four runs over six innings. Freshman reliever Quentin Andes earned the save, finishing off the victory by allowing only one hit in three scoreless innings. Tuff Gosewisch was also 2-for-3 with two runs scored and Joe Persichina added his sixth multi-hit game by going 2-for-4. Junior shortstop Dustin Pedroia smashed his fifth home run of the year and 10th of his career to extend his hitting streak to nine games.

GAME 28

Washington 8, #8 SUN DEVILS 6

March 28, 2004 at Packard Stadium

	1	2	3	4	5	6	7	8	9	R	H	E
UW	0	0	0	2	0	0	4	0	2	-	8	8 2
ASU	0	2	1	0	0	2	1	0	0	-	6	10 3

W: Fenton (3-2); L: Bresnehan (3-1); S: None

HR: Buck (7), Cadena (2)

Time: 3:15 Attendance: 2,761 Record: 21-7

HIGHLIGHTS: Washington left fielder Zach Clem hit a grand slam in the seventh inning and broke a 6-6 tie with a two-run single in the ninth to give the Huskies a 8-6 come-from-behind victory over the No. 8 Arizona State Sun Devils Sunday afternoon at Packard Stadium. Both of Clem's hits came of ASU freshman closer Pat Bresnehan (3-1). Dustin Pedroia had three hits for the Sun Devils (21-7, 2-4 Pac-10), including his Pac-10 leading 16th double. Travis Buck and Nick Cadena also homered in the loss as ASU fell to 2-4 after six Pac-10 home contests.

GAME 29

#10 SUN DEVILS 10, USC 3

April 2, 2004 at Packard Stadium

	1	2	3	4	5	6	7	8	9	R	H	E
USC	0	0	0	0	0	0	0	0	3	-	3	8 1
ASU	1	0	0	0	3	0	6	0	x	-	10	17 0

W: Urquidez (7-2); L: Kennedy (4-1); S: None

HR: None

Time: 3:11 Attendance: 2,687 Record: 22-7

HIGHLIGHTS: Arizona State starting pitcher Jason Urquidez turned in a dominating performance in 8.1 innings and catcher Tuffy Gosewisch had a clutch two-out, three-run double in the fifth to help lead the No. 10 Sun Devils to a 10-3 victory over USC Friday night in Pac-10 Baseball action at Packard Stadium. Nick Walsh led the 17-hit attack by going 4-for-5 with three runs scored. Jeff Larish was also 3-for-5 and Dustin Pedroia extended his hitting streak to 11 games with a two-run single in the seventh. ASU improved to 6-1 after a loss and gave head coach Pat Murphy his 700th career victory at the Division I level.

GAME 30

USC 14, #10 SUN DEVILS 5

April 3, 2004 at Packard Stadium

	1	2	3	4	5	6	7	8	9	R	H	E
USC	0	1	0	2	0	6	0	0	5	-	14	14 1
ASU	2	1	0	2	0	0	0	0	0	-	5	12 2

W: Wentworth (2-2); L: Averill (2-1); S: Friedman (3)

HR: Asanovich (2)

Time: 3:44 Attendance: 2,692 Record: 22-8

HIGHLIGHTS: Leading 5-3 after five innings, the Devils gave up 11 unanswered runs, all with two outs, as the USC Trojans rallied for a 14-5 victory. Baron Frost had a key three-run double in the six-run sixth and added a three-run homer in the ninth. ASU got three hits from senior second baseman Nick Walsh and a solo home run from junior third baseman Josh Asanovich. Sophomore lefty Erik Averill gave up three runs in 2.2 innings to record the loss. Dustin Pedroia went 0-for-5 to snap his 11-game hitting streak.

GAME 31

USC 10, #10 SUN DEVILS 3

April 4, 2004 at Packard Stadium

	1	2	3	4	5	6	7	8	9	R	H	E
USC	2	0	0	3	3	0	2	0	0	-	10	15 1
ASU	0	0	0	2	1	0	0	0	0	-	3	8 0

W: Butler (3-1); L: Mousser (1-2); S: None

HR: None

Time: 3:08 Attendance: 2,681 Record: 22-9

HIGHLIGHTS: The Sun Devils dropped their third straight home Pac-10 series to fall to 3-6 in league play. USC sophomore catcher Jeff Clement hit a two-run home run in the first inning en route to a 4-for-5 performance in the game. ASU left 10 men on base, including stranding the bases loaded in the fifth inning. Starter Jeff Mousser was roughed up for five hits and five runs in four innings. USC reliever Bret Butler picked up the win limiting the Sun Devils to three hits in 4-2 scoreless innings. Senior second baseman Nick Walsh was 3-for-4 to finish the series 10-for-14.

GAME 32

#24 Oral Roberts 9, #15 SUN DEVILS 7

April 8, 2004 at Packard Stadium

	1	2	3	4	5	6	7	8	9	R	H	E
ORU	1	0	0	1	0	0	0	3	4	-	9	14 2
ASU	0	0	2	4	1	0	0	0	0	-	7	8 2

W: Bigley (6-1); L: Bresnehan (3-2); S: Ramsey (2)

HR: None

Time: 3:25 Attendance: 2,231 Record: 22-10

HIGHLIGHTS: The Arizona State bullpen combined to give up seven runs over the final two innings to lead to a 7-2 lead slip away in a 9-7 non-conference loss to the No. 24 (NCBWA) Oral Roberts Golden Eagles Thursday night at Packard Stadium. ASU led 7-2 before the Golden Eagles rallied to score three two-out runs in the eighth and four runs in the top of the ninth. Freshman closer Pat Bresnehan (Sherborn, Mass.) surrendered six of the runs and two ASU errors proved to be costly as the Devils lost for the third straight time. Oral Roberts out-hit ASU 14-8, hitting all singles in their sixth straight win. Joe Persichina had a three-run triple for the Sun Devils and Seth Dhaenens and Tuffy Gosewisch each had two hits. The Devils used a season-high seven pitchers, including six freshman.

GAME 33

#15 SUN DEVILS 5, #24 Oral Roberts 1

April 9, 2004 at Packard Stadium

	1	2	3	4	5	6	7	8	9	R	H	E
ORU	0	0	0	0	1	0	0	0	0	-	1	6 1
ASU	0	2	0	0	3	0	0	0	x	-	5	11 0

W: Urquidez (8-2); L: Recio (0-1); S: None

HR: Gosewisch (2)

Time: 2:39 Attendance: 2,334 Record: 23-10

HIGHLIGHTS: Jason Urquidez scattered five hits and one run in seven strong innings to lead the No. 15 Sun Devils to a 5-1 victory over No. 24 Oral Roberts Friday night at Packard Stadium. Junior catcher Tuffy Gosewisch plated the only runs ASU would need in the game with a two-run home run in the second inning. The victory snapped a season-high three-game losing streak for the Devils (longest since start of 2002 season) and improved their record to 23-10 overall. ASU also gained its 11th victory over a ranked opponent this season. Oral Roberts had its six-game win streak come to an end to fall to 25-7. Seth Dhaenens (2-for-3), Jeff Larish (2-for-4) and Nick Walsh (2-for-4) added multi-hit games in the victory for the Sun Devils.

GAME 34

#24 Oral Roberts 6, #15 SUN DEVILS 5

April 10, 2004 at Packard Stadium

	1	2	3	4	5	6	7	8	9	R	H	E
ORU	0	3	0	0	1	0	2	0	0	-	6	11 0
ASU	0	0	0	2	1	0	0	2	-	5	12 2	

W: Sorrow (5-1); L: Mousser (1-3); S: Ramsey (3)

HR: Lex (8), Bigley (7)

Time: 3:14 Attendance: 2,157 Record: 23-11

HIGHLIGHTS: The Sun Devils rallied for two runs in the bottom of the ninth inning, but stranded the tying run in scoring position to lose its fourth straight series in a 6-5 loss to No. 24 Oral Roberts Saturday afternoon at Packard Stadium. The loss, which featured a rare 54-minute rain delay in the seventh inning, was ASU's eighth in the last 12 games to drop its overall season record to 23-11. Junior right-hander Ty Marotz had his best outing of the year, striking out four and allowed only one hit in 2.1 innings. Josh Asanovich led ASU going 3-for-3 with two runs scored and fell a home run short of hitting for the cycle.

GAME 35

#21 SUN DEVILS 9, Arizona 5

April 12, 2004 at Packard Stadium

	1	2	3	4	5	6	7	8	9	R	H	E
ARIZ	0	4	0	0	0	1	0	0	0	-	5	11 0
ASU	1	0	3	1	0	1	1	2	x	-	9	12 2

W: Cassa (2-1); L: Mills (0-1); S: Zinicola (2)

HR: None

Time: 3:59 Attendance: 2,308 Record: 24-11

HIGHLIGHTS: Shortstop Dustin Pedroia had three hits and freshman relievers Pat Cassa and Zechry Zinicola combined to strike out eight batters in the final 3.1 innings to give the No. 21 Sun Devils a 9-5 non-conference victory over the Arizona Wildcats. The bullpen stepped up to shut down the Wildcats with sophomore Erik Averill (Orange, Calif.), Cassa (Cypress, Calif.) and Zinicola (San Bernardino, Calif.) combining to give up one run in the final seven innings. Cassa (2-1) picked up the win with three strikeouts in 1.2 scoreless innings and Zinicola earned his second save of the year with five strikeouts in 1.2 innings.

GAME 36

#21 SUN DEVILS 12, UCLA 4

April 16, 2004 at Jackie Robinson Stadium

	1	2	3	4	5	6	7	8	9	R	H	E
ASU	0	0	0	2	2	0	6	2	0	-	12	14 0
UCLA	0	0	0	0	0	1	3	0	-	4	7 2	

W: Mousser (2-3); L: Beck (2-3); S: None

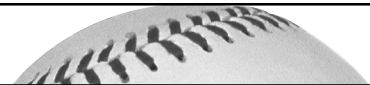
HR: None

Time: 3:05 Attendance: 450 Record: 25-11

HIGHLIGHTS: Arizona State junior shortstop Dustin Pedroia went 4-for-5 and starting pitcher Jeff Mousser threw seven innings of one-run ball to lead the No. 21 Sun Devils to a 12-4 victory over UCLA Friday night in Pac-10 Baseball action at Jackie Robinson Stadium. The game also featured a baseball oddity, with the Devils recording a triple play in the bottom of the seventh inning. Nick Walsh (2-for-4), Tuffy Gosewisch (2-for-2) and Colin Curtis (2-for-5, 2 RBI) added multi-hit games for the Devils.



Sun Devil Baseball 2004



Game-by-Game Capsules:

GAME 37

#21 SUN DEVILS 4, UCLA 3

April 17, 2004 at Jackie Robinson Stadium

	1	2	3	4	5	6	7	8	9	R	H	E
ASU	0	0	0	0	0	0	3	0	1	-	4	10 0
UCLA	0	0	0	3	0	0	0	0	0	-	3	8 2

W: Zinicola (3-1); **L:** Rustich (3-1); **S:** None

HR: McMillan (4)

Time: 3:07 **Attendance:** 568 **Record:** 26-11

HIGHLIGHTS: Arizona State freshman Zechry Zinicola had the game-winning sacrifice fly and threw 1.1 perfect innings to earn the win on the mound, leading the No. 21 Sun Devils to a 4-3 come-from-behind victory over the UCLA Bruins Saturday afternoon in Pac-10 Baseball action at Jackie Robinson Stadium. Zinicola struck out two in 1.1 perfect innings to improve to 3-1 on the season. Entering the lineup as the designated hitter with the bases loaded and one out in the top of the ninth, Zinicola drove a 3-2 fastball to center field for the sacrifice fly to score Colin Curtis for the game-winning run. He combined with sophomore lefty Erik Averill to retire the last 15 batters in a row. Averill was flawless out of relief of starter Jason Urquidez (4.0 IP, 8 H, 3 R, 2 K), throwing 3.2 perfect innings. Senior Nick Walsh (Alamo, Calif.) drilled two-run double in the three-run seventh to tie the game.

GAME 38

UCLA 11, #21 SUN DEVILS 10

April 18, 2004 at Jackie Robinson Stadium

	1	2	3	4	5	6	7	8	9	R	H	E
ASU	0	0	0	4	0	3	1	1	1	-	10	7 0
UCLA	1	0	4	0	4	0	0	2	x	-	11	11 3

W: Brophy (4-0); **L:** Zinicola (3-2); **S:** None

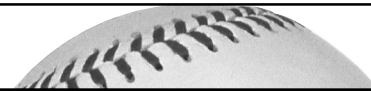
HR: McCarthy 2 (8), Denove (3)

Time: 3:46 **Attendance:** 657 **Record:** 26-12

HIGHLIGHTS: UCLA shortstop Ryan McCarthy went 5-for-5 with a pair of home runs to lead the Bruins to a wild 11-10 victory over the No. 21 Arizona State Sun Devils Sunday afternoon in Pac-10 Baseball action at Jackie Robinson Stadium. McCarthy's second blast, a two-run shot to straight-away center field off freshman Zechry Zinicola, proved to be the game winner in the eighth inning after the Sun Devils tied the game at 9-9 in the top half of the inning. ASU made several comebacks in the game, trailing 5-1 and 9-4 before pulling even at 9-9. The Devils also rallied in the ninth to pull to within one run at 11-10 with a sacrifice fly by Dustin Pedroia, but Colin Curtis was thrown out on the play trying to advance to third base on the play to end the game. Jeff Larish (2-4, 3 RBI) and Travis Buck (2-4, 2B) led ASU's offense.



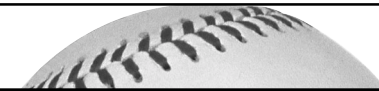
Sun Devil Baseball 2004 -- Game by Game Statistics



Opponent	Date	#15 ASANOVIC	#19 BOCCHI	#4 BUCK	#16 CADENA	#32 COOK	#51 COSENTIN	#9 CURTIS	#6 DHAENENS	#39 GOSEWISC	#11 LARISH	#17 MCKENNA	#2 PEDROIA	#10 PERSICHI	#60 SCHOENBE	#20 WALSH	#37 ZINICOLA
FSU	Feb 06	4-0-1-0	5-0-1-0	1-0-0-0	3-0-0-0	..Def..	4-0-2-2	3-0-0-0	5-1-2-0	4-0-0-0	4-1-1-0
FSU	Feb 07	3-1-0-1	4-1-0-0	1-0-0-0	5-3-3-4	..Def..	5-0-1-1	4-1-2-2	1-1-1-0	5-1-1-0	4-1-3-1	1-0-0-0	3-1-1-1
FSU	Feb 08	5-0-1-3	1-0-0-0	3-3-3-4	3-1-1-1	1-0-0-0	4-0-1-2	3-1-0-0	3-1-1-1	1-0-0-0	5-3-2-1	3-1-1-0
CSUN	Feb 13	4-1-0-1	4-2-2-1	3-0-1-2	1-0-0-0	1-1-1-2	4-3-3-1	1-1-0-0	4-1-1-0	4-1-1-0	1-0-0-0	4-2-3-1	3-0-0-1	..Def..
UTAH	Feb 14	3-1-1-0	2-2-1-2	2-3-2-0	1-0-0-0	1-0-1-0	3-0-0-0	0-0-0-0	2-1-1-2	4-0-1-2	1-0-0-0	4-3-3-2	3-1-1-0	1-0-0-0	2-0-0-0	1-0-0-0
OKLA	Feb 15	3-0-0-0	4-0-0-0	3-0-0-0	1-0-0-0	2-0-0-0	4-0-1-0	0-0-0-0	3-0-1-0	4-0-1-0	3-0-0-0	1-0-1-0	1-0-0-0
GU	Feb 16	3-0-1-0	4-1-1-0	4-1-1-0	1-0-0-0	2-1-1-1	..Def..	4-2-2-2	4-0-0-1	5-3-4-2	4-1-2-1	1-0-0-0
LAMAR	Feb 20	4-0-1-0	3-0-0-0	2-1-0-0	1-0-0-0	3-1-1-0	2-0-1-1	4-0-2-0	5-0-1-0	5-1-3-1	3-1-0-0
MEM	Feb 21	..Def..	4-1-1-0	1-0-0-0	4-1-2-2	1-1-0-0	4-1-2-0	5-0-0-0	..Def..	4-1-3-2	3-1-1-1	2-1-0-0	4-0-0-1
RICE	Feb 22	3-0-0-0	3-1-1-3	4-0-1-0	2-1-0-0	4-0-0-0	3-0-1-0	2-1-1-0	3-0-0-0	3-0-1-0
ARIZ	Feb 24	3-0-0-1	2-0-1-0	4-0-0-0	5-1-2-1	4-1-3-0	3-0-1-2	2-1-1-0	3-1-0-0
UCONN	Feb 27	3-0-1-0	2-0-1-0	2-3-1-1	3-2-3-0	4-1-4-4	1-0-0-0	3-1-1-4	3-0-0-0	2-1-1-0	4-2-2-4	3-2-2-3	6-2-1-0	1-0-0-0	1-0-0-0	1-2-1-1	3-0-1-1
UCONN	Feb 28	1-0-0-0	1-0-1-0	5-1-4-4	1-1-0-0	3-0-0-0	3-2-2-2	2-1-1-1	4-2-3-1	4-2-2-0	1-0-0-0	4-3-1-4	2-0-0-1	3-2-1-0	3-2-2-3
UCONN	Feb 29	2-4-2-4	0-0-0-0	5-2-5-8	6-0-0-0	4-2-2-0	3-1-1-0	1-4-0-0	2-3-1-0	5-1-1-2	0-0-0-0	3-1-1-2	..Def..	1-0-0-0	1-0-1-0
ECU	Mar 05	2-0-1-0	4-2-3-2	1-0-1-0	4-0-0-0	3-0-0-0	..Def..	4-1-1-1	3-1-1-2	3-1-1-0	1-0-0-0	3-1-1-2
ECU	Mar 06	3-1-1-1	2-0-0-0	2-1-0-0	3-0-0-0	3-0-1-1	2-0-0-0	4-2-1-1	2-2-2-1	2-0-1-1
ECU	Mar 07	3-0-0-0	3-1-1-2	4-2-1-0	3-0-2-0	3-0-3-2	5-0-1-0	..Def..	5-1-0-0	3-3-3-0	3-0-2-3
TULANE	Mar 12	2-0-1-0	3-1-2-2	1-0-0-0	3-0-0-0	3-1-0-0	3-0-0-0	4-0-0-1	2-0-0-0	3-1-0-0	4-0-0-0	3-0-1-0
TULANE	Mar 13	1-1-0-0	4-0-0-1	4-1-3-1	..Def..	3-1-1-0	4-2-1-0	5-0-2-1	4-2-2-3	4-3-4-5	4-0-0-0	4-1-0-0	1-0-0-0
TULANE	Mar 14	1-1-1-1	2-0-1-0	1-0-0-1	1-0-0-0	4-1-2-0	4-1-1-0	3-1-1-0	4-0-0-0	..Def..	4-1-2-1	3-0-1-0	3-0-2-2
OKST	Mar 16	0-0-0-0	3-2-0-0	1-0-0-0	3-0-0-0	3-0-1-0	4-0-0-0	3-1-3-0	5-0-2-0	3-0-2-1	4-0-0-0	4-0-2-2
OKST	Mar 17	5-1-2-1	4-2-2-2	6-2-2-1	1-0-0-0	4-2-2-1	3-1-2-2	5-1-1-1	3-1-1-1	6-2-3-4	3-1-1-0	3-3-2-0	..Def..	1-0-1-2
CAL	Mar 19	5-1-1-0	3-1-1-0	5-1-1-0	4-0-1-2	5-1-1-1	5-2-4-1	3-1-0-0	3-0-0-0	5-0-2-2
CAL	Mar 20	2-0-1-0	2-0-1-0	5-1-1-1	3-1-1-1	3-2-2-1	4-0-1-1	4-0-2-1	2-1-1-0	3-1-0-0	3-1-1-1	2-0-1-0	1-0-0-0	2-0-0-0	2-1-1-1
CAL	Mar 21	3-1-1-3	4-0-1-3	4-4-1-0	3-1-0-0	4-1-1-0	5-1-3-1	4-0-0-0	3-0-2-0Def..	4-0-1-0
WASH	Mar 26	3-0-0-0	2-0-0-1	1-0-0-0	1-0-0-0	3-0-0-0	3-1-2-0	3-0-2-0	4-0-1-0	4-0-1-0	2-0-0-0	4-0-1-0
WASH	Mar 27	3-1-0-0	1-0-0-0	..Def..	3-1-1-1	4-1-0-0	3-2-2-1	4-0-1-0	3-2-1-1	4-1-2-1	4-0-2-2	4-1-1-0
WASH	Mar 28	0-1-0-0	4-1-3-2	3-1-2-1	4-0-0-0	2-1-0-0	3-1-0-0	5-0-0-0	6-0-3-2	5-0-2-0	3-1-0-0
USC	Apr 02	1-0-0-0	1-0-1-1	4-0-1-0	3-0-2-0	3-2-2-0	2-1-1-0	4-1-1-3	5-2-3-1	0-0-0-0	5-1-1-2	1-0-0-0	5-3-4-1	4-0-1-1
USC	Apr 03	4-1-2-1	1-0-1-0	3-1-2-1	5-0-2-2	2-0-0-0	3-1-1-0	4-0-0-0	4-0-1-0	1-0-0-0	5-0-0-0	2-0-1-0	5-2-3-1
USC	Apr 04	4-0-2-0	1-0-0-0	5-0-1-1	3-0-1-2	1-1-0-0	3-0-0-0	1-0-0-0	3-0-0-0	2-1-0-0	2-0-0-0	4-1-1-0	1-0-0-0	4-0-3-0
ORU	Apr 08	4-1-1-0	4-0-1-2	4-0-0-0	3-1-2-1	4-1-2-0	4-1-0-0	1-0-0-0	4-0-1-0	3-2-1-3	3-1-0-0
ORU	Apr 09	4-0-0-1	4-0-1-0	4-1-1-0	3-1-2-0	3-1-2-2	4-0-2-0	2-0-0-1	2-1-1-0	4-1-2-0
ORU	Apr 10	3-2-3-0	4-0-2-0	4-0-2-2	3-0-0-0	2-0-0-0	1-0-0-0	4-1-1-0	4-0-0-0	4-2-2-1	1-0-0-0	4-0-2-1	1-0-0-1
ARIZ	Apr 12	2-1-1-2	2-0-0-0	2-2-1-1	2-0-0-1	4-0-0-0	3-0-1-1	4-1-1-0	1-0-1-1	5-1-3-1	4-2-2-0	4-2-2-1
UCLA	Apr 16	3-1-1-1	1-0-0-0	3-1-1-1	0-0-0-1	..Def..	5-0-2-2	4-1-0-0	2-2-2-2	5-1-1-2	5-2-4-0	4-2-1-1	4-2-2-0
UCLA	Apr 17	3-0-0-1	5-0-0-0	4-0-0-0	4-2-2-0	..Def..	3-0-2-0	4-1-1-0	4-0-2-0	5-1-3-0	4-0-1-2	0-0-0-1
UCLA	Apr 18	1-3-0-0	0-0-0-1	4-1-2-0	2-0-0-0	2-2-1-2	4-0-1-1	3-1-0-1	4-1-2-3	2-1-0-1	1-0-0-1	5-1-1-0	1-0-0-0



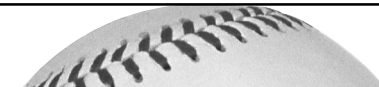
Sun Devil Baseball 2004 -- Game by Game Statistics



Opponent	Date	#21 ANDES	#45 AVERILL	#41 BLAKE	#49 BORDES	#40 BRESNEHAN	#26 CASSA	#47 MAROTZ
Florida State	Feb 06
Florida State	Feb 07	5.0- 4- 1- 1- 3- 3	0.2- 4- 6- 6- 3- 2*	0.2- 0- 0- 0- 0- 0	2.0- 1- 1- 1- 1- 2	0.2- 2- 1- 1- 1- 0
Florida State	Feb 08	2.1- 1- 0- 0- 2- 4	1.2- 1- 2- 0- 3- 4	0.0- 1- 3- 3- 3- 0
CS Northridge	Feb 13	2.2- 0- 0- 0- 0- 3
Utah	Feb 14	2.0- 1- 0- 0- 0- 3
Oklahoma	Feb 15	1.1- 1- 1- 1- 1- 1	2.0- 3- 2- 2- 1- 3	0.1- 0- 0- 0- 0- 1	5.1- 5- 3- 3- 1- 2*
Gonzaga	Feb 16	2.0- 5- 7- 5- 2- 2*	5.0- 4- 0- 0- 1- 7
Lamar	Feb 20	2.2- 1- 0- 0- 0- 0
Memphis	Feb 21	3.0- 1- 0- 0- 0- 0	6.0- 1- 0- 0- 2- 9*
Rice	Feb 22
Arizona	Feb 24	6.0- 3- 0- 0- 3- 10*	3.0- 0- 0- 0- 1- 5
Connecticut	Feb 27	1.0- 1- 1- 1- 3- 2	1.0- 1- 0- 0- 1- 0	1.1- 1- 0- 0- 1- 1
Connecticut	Feb 28	1.0- 0- 0- 0- 1- 1	4.0- 2- 2- 0- 4- 5	4.0- 5- 3- 1- 3- 4*
Connecticut	Feb 29	2.0- 0- 0- 0- 1- 2	1.0- 6- 4- 4- 0- 0	1.0- 3- 3- 3- 0- 2
East Carolina	Mar 05	0.2- 1- 0- 0- 0- 0	2.0- 4- 3- 3- 0- 2	1.0- 0- 0- 0- 0- 1
East Carolina	Mar 06	2.0- 1- 0- 0- 0- 2
East Carolina	Mar 07	1.2- 2- 1- 1- 1- 2	0.2- 2- 2- 2- 0- 0	3.1- 4- 2- 2- 0- 2	0.1- 0- 0- 0- 0- 0
Tulane	Mar 12	4.2- 0- 0- 0- 0- 4
Tulane	Mar 13	2.2- 1- 0- 0- 1- 1	0.2- 3- 2- 2- 0- 0
Tulane	Mar 14	2.1- 2- 1- 1- 1- 1	4.1- 3- 0- 0- 3- 6*	2.0- 1- 0- 0- 0- 2
Oklahoma State	Mar 16	3.0- 2- 0- 0- 0- 2	1.2- 2- 0- 0- 0- 1	4.1- 4- 2- 0- 2- 4*
Oklahoma State	Mar 17	3.0- 4- 2- 2- 1- 1	3.0- 3- 1- 1- 1- 2
California	Mar 19	1.1- 3- 2- 2- 0- 1	2.2- 5- 5- 5- 0- 2	2.0- 1- 0- 0- 1- 1
California	Mar 20	4.1- 2- 0- 0- 3- 4	2.1- 6- 4- 4- 1- 1	0.1- 1- 3- 2- 2- 0	0.1- 1- 2- 1- 1- 0
California	Mar 21	2.0- 6- 2- 2- 0- 0
Washington	Mar 26	4.2- 8- 6- 6- 2- 3
Washington	Mar 27	3.0- 1- 0- 0- 0- 3	6.0- 4- 4- 4- 5- 6*
Washington	Mar 28	0.1- 1- 2- 2- 0- 0	2.2- 4- 4- 3- 0- 2	2.0- 0- 0- 0- 1- 0
USC	Apr 02	0.2- 1- 0- 0- 0- 0
USC	Apr 03	0.0- 2- 2- 1- 1- 0	2.2- 4- 3- 3- 1- 0	1.1- 2- 1- 1- 3- 1*	1.2- 2- 2- 2- 2- 0
USC	Apr 04	0.1- 4- 3- 3- 0- 0	2.0- 3- 0- 0- 0- 2	2.2- 3- 2- 2- 1- 3
Oral Roberts	Apr 08	0.0- 0- 0- 0- 2- 0	3.1- 8- 2- 2- 0- 2*	0.0- 0- 1- 0- 0- 0	1.1- 3- 6- 3- 4- 2	1.2- 1- 0- 0- 0- 2	0.2- 0- 0- 0- 0- 0
Oral Roberts	Apr 09
Oral Roberts	Apr 10	1.2- 4- 2- 2- 1- 2	2.1- 1- 0- 0- 1- 4
Arizona	Apr 12	3.2- 4- 1- 1- 2- 4	2.0- 5- 4- 4- 3- 1*	1.2- 0- 0- 0- 0- 3
UCLA	Apr 16	0.2- 2- 3- 3- 4- 1	1.1- 0- 0- 0- 0- 2
UCLA	Apr 17	3.2- 0- 0- 0- 0- 2
UCLA	Apr 18	0.1- 1- 0- 0- 0- 1	0.2- 0- 3- 3- 4- 2	1.0- 1- 1- 1- 0- 1	1.1- 3- 4- 4- 1- 1	1.2- 1- 1- 1- 3- 2*



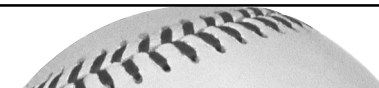
Sun Devil Baseball 2004 -- Game by Game Statistics



Opponent	Date	#35 MOUSSER	#34 URQUIDEZ	#50 WEBB	#37 ZINICOLA
Florida State	Feb 06	7.0- 3- 1- 1- 1- 3*	2.0- 1- 0- 0- 1- 2
Florida State	Feb 07
Florida State	Feb 08	5.0- 6- 1- 1- 3- 9*
CS Northridge	Feb 13	6.1- 4- 3- 1- 1- 6*
Utah	Feb 14	6.0- 3- 0- 0- 2- 7*	1.0- 1- 0- 0- 1- 1
Oklahoma	Feb 15
Gonzaga	Feb 16	2.0- 2- 0- 0- 0- 4
Lamar	Feb 20	4.1- 6- 3- 3- 1- 3*	1.0- 2- 2- 2- 1- 1
Memphis	Feb 21
Rice	Feb 22	9.0- 3- 1- 1- 2- 7*
Arizona	Feb 24
Connecticut	Feb 27	5.0- 0- 0- 0- 3- 2*	0.2- 0- 1- 1- 3- 2
Connecticut	Feb 28
Connecticut	Feb 29	3.0- 3- 1- 1- 1- 1*	2.0- 4- 3- 2- 2- 2
East Carolina	Mar 05	5.1- 5- 3- 3- 5- 1*
East Carolina	Mar 06	7.0- 5- 4- 3- 3- 4*
East Carolina	Mar 07	3.0- 1- 0- 0- 1- 3*
Tulane	Mar 12	4.1- 9- 5- 3- 1- 3*
Tulane	Mar 13	5.2- 4- 1- 1- 5- 5*
Tulane	Mar 14	0.1- 0- 0- 0- 0- 0
Oklahoma State	Mar 16
Oklahoma State	Mar 17	1.0- 1- 0- 0- 0- 0	2.0- 4- 3- 3- 2- 2*
California	Mar 19	3.0- 4- 2- 2- 2- 1*
California	Mar 20	1.1- 4- 3- 3- 2- 0*	0.1- 5- 8- 1- 2- 0
California	Mar 21	7.0- 6- 2- 2- 1- 5*
Washington	Mar 26	4.1- 5- 5- 3- 4- 6*
Washington	Mar 27
Washington	Mar 28	4.0- 3- 2- 1- 1- 3*
USC	Apr 02	8.1- 7- 3- 3- 6- 7*
USC	Apr 03	0.0- 0- 1- 1- 0- 0	3.1- 4- 5- 5- 1- 2
USC	Apr 04	4.0- 5- 5- 5- 0- 2*
Oral Roberts	Apr 08	0.0- 1- 0- 0- 1- 0	2.0- 1- 0- 0- 0- 0
Oral Roberts	Apr 09	7.0- 5- 1- 1- 2- 6*	2.0- 1- 0- 0- 1- 2
Oral Roberts	Apr 10	5.0- 6- 4- 3- 3- 3*
Arizona	Apr 12	1.2- 2- 0- 0- 0- 5
UCLA	Apr 16	7.0- 5- 1- 1- 2- 2*
UCLA	Apr 17	4.0- 8- 3- 3- 0- 2*	1.1- 0- 0- 0- 0- 2
UCLA	Apr 18	3.0- 5- 2- 2- 0- 3



Sun Devil Baseball 2004 -- Career/Season Statistics



Player	SEASON													CAREER												
	AVG	GP-GS	AB	R	H	2B	3B	HR	RBI	BB	HBP	SO	SB-ATT	AVG	GP-GS	AB	R	H	2B	3B	HR	RBI	BB	HBP	SO	SB-ATT
2 Dustin Pedroia...	.419	38-38	155	48	65	18	0	5	33	31	4	9	5-10	.388	164-164	688	182	267	65	5	10	130	91	15	41	13-26
20 Nick Walsh.....	.365	33-26	96	21	35	5	0	0	17	15	5	4	4-8	.311	174-87	370	103	115	17	1	1	64	88	25	39	13-23
39 Tuffy Gosewisch..	.344	38-37	128	26	44	8	0	2	25	22	2	22	0-1	.315	127-94	311	73	98	17	0	4	68	48	11	53	2-3
4 Travis Buck.....	.343	38-38	137	39	47	12	0	7	45	37	8	23	7-9	.332	104-103	376	98	125	25	3	11	91	72	19	51	19-23
10 Joe Persichina...	.333	36-29	96	21	32	4	1	1	15	15	5	12	1-1	.333	36-29	96	21	32	4	1	1	15	15	5	12	1-1
15 Josh Asanovich...	.312	29-21	77	20	24	5	1	2	19	10	5	12	4-4	.312	29-21	77	20	24	5	1	2	19	10	5	12	4-4
9 Colin Curtis.....	.307	38-38	127	28	39	9	0	4	25	27	4	28	8-9	.307	38-38	127	28	39	9	0	4	25	27	4	28	8-9
11 Jeff Larish.....	.272	36-36	147	24	40	14	0	2	31	23	0	36	2-5	.332	135-133	509	135	169	36	5	23	150	130	6	97	5-11
6 Seth Dhaenens....	.247	32-22	73	22	18	2	0	0	5	21	0	15	2-6	.247	32-22	73	22	18	2	0	0	5	21	0	15	2-6
16 Nick Cadena.....	.241	28-9	58	8	14	2	0	2	10	2	1	13	1-1	.248	71-28	157	24	39	5	0	8	39	10	2	37	2-2

32 Chris Cook.....	.347	24-10	49	12	17	5	0	2	10	5	2	16	1-1	.347	24-10	49	12	17	5	0	2	10	5	2	16	1-1
19 Joel Bocchi.....	.306	23-13	49	8	15	3	0	0	10	8	8	10	0-0	.296	83-43	162	28	48	11	1	2	34	25	13	38	1-1
37 Zechry Zinicola..	.283	17-11	46	7	13	3	0	2	16	5	1	14	0-0	.283	29-15	46	7	13	3	0	2	16	5	1	14	0-0
17 Ryan McKenna....	.217	20-3	23	5	5	1	1	0	4	2	0	5	0-0	.265	89-33	155	33	41	5	2	1	27	27	4	32	4-6
60 Garrett Schoenber	.000	6-0	4	0	0	0	0	0	0	0	0	1	0-0	.083	15-0	12	0	1	0	0	0	0	0	0	4	0-0
26 Pat Cassa.....	.000	3-0	1	0	0	0	0	0	0	0	0	0	0-0	.000	18-4	1	0	0	0	0	0	0	0	0	0	0-0
50 Travis Webb.....	.000	1-0	1	0	0	0	0	0	0	0	0	1	0-0	.000	8-0	1	0	0	0	0	0	0	0	0	1	0-0
51 Joe Cosentino....	.000	1-0	1	0	0	0	0	0	0	0	0	0	0-0	.000	1-0	1	0	0	0	0	0	0	0	0	0	0-0
49 Brett Bordes.....	.000	1-0	0	1	0	0	0	0	0	0	0	0	0-0	.000	36-5	0	2	0	0	0	0	0	0	0	0	0-0
Totals.....	.319	38-38	1302	295	415	92	3	29	269	228	46	231	35-56													
Opponents.....	.264	38-38	1285	210	339	52	9	28	195	168	31	291	31-44													

(All games Sorted by Earned run avg)

Player	ERA	W-L	APP	GS	CG	SHO/CBO	SV	IP	H	R	ER	BB	SO	ERA	W-L	APP	GS	CG	SHO/CBO	SV	IP	H	R	ER	BB	SO
34 Jason Urquidez...	2.97	8-2	11	11	1	0/1	0	60.2	53	23	20	30	54	2.97	8-2	11	11	1	0/1	0	60.2	53	23	20	30	54
35 Jeff Mousser.....	3.86	2-3	10	10	0	0/0	0	51.1	47	27	22	19	26	3.86	2-3	10	10	0	0/0	0	51.1	47	27	22	19	26
45 Erik Averill.....	5.17	2-1	16	2	0	0/0	0	47.0	48	29	27	13	33	4.20	10-3	36	17	0	0/3	0	133.0	135	70	62	32	94

37 Zechry Zinicola..	4.21	3-2	14	4	0	0/0	2	36.1	36	19	17	11	36	4.21	3-2	14	4	0	0/0	2	36.1	36	19	17	11	36
47 Ty Marotz.....	4.30	0-0	11	1	0	0/1	0	14.2	13	8	7	8	16	4.30	0-0	11	1	0	0/1	0	14.2	13	8	7	8	16
26 Pat Cassa.....	4.66	2-1	15	4	0	0/1	1	36.2	35	24	19	16	31	4.66	2-1	15	4	0	0/1	1	36.2	35	24	19	16	31
40 Pat Bresnehan....	4.86	3-2	17	1	0	0/1	5	33.1	34	24	18	18	34	4.86	3-2	17	1	0	0/1	5	33.1	34	24	18	18	34
21 Quentin Andes....	5.60	3-1	13	0	0	0/0	2	17.2	20	12	11	11	16	5.60	3-1	13	0	0	0/0	2	17.2	20	12	11	11	16
41 Josh Blake.....	6.32	1-0	10	0	0	0/1	1	15.2	20	14	11	12	11	6.32	1-0	10	0	0	0/1	1	15.2	20	14	11	12	11
49 Brett Bordes.....	7.71	2-0	8	5	0	0/1	0	23.1	25	20	20	23	31	5.26	3-1	35	5	0	0/3	0	51.1	46	32	30	51	58
50 Travis Webb.....	8.10	0-0	7	0	0	0/1	0	3.1	8	10	3	7	3	8.10	0-0	7	0	0	0/1	0	3.1	8	10	3	7	3
Totals.....	4.58	26-12	38	38	1	3/3	11	340.0	339	210	173	168	291													
Opponents.....	6.97	12-26	38	38	0	1/1	6	320.1	415	295	248	228	231													



Sun Devil Baseball 2004

Position Players 2003 Single Game and Career Highs

#2 Dustin Pedroia, SS (Woodland, Calif.)

Category	2004 Best	Career Best (last)
At Bats	6 - 2x (WASH; 3/28)	7 (UCLA; 4/18/03)
Runs	3 - 5x (OKST; 3/17)	4 (WASH; 5/18/03)
Hits	4 - 3x (UCLA; 4/16)	4 - 6x (UCLA; 4/16/04)
RBI	5 (TUL; 3/13)	Same
BB	3 - 2x (UCLA; 4/18)	3 - 3x (UCLA/ 4/18/04)
SB	1 - 3x (Cal; 3/19)	1 - 11x (Cal; 3/19/04)
2B	4 (GU; 2/16)	Same
HR	1 - 5x (WASH; 3/27)	1 - 10x (WASH; 3/27/04)
Hit Streak	10 games	22 games

#4 Travis Buck, OF (Richland, Wash.)

Category	2004 Best	Career Best (last)
At Bats	6 (OKST; 3/17)	7 (BYU; 2/7/03)
Runs	4 (Cal; 3/21)	Same
Hits	5 (UConn; 2/29)	5 - 2x (2/29/04)
RBI	8 (UConn; 2/29)	Same
BB	3 (FSU; 2/8)	Same
SB	1 - 6x (OKST; 3/17)	2 - 2x (SUU; 2/7/03)
2B	4 (UConn; 2/28)	Same
HR	1 - 7x (WASH; 3/28)	1 - 11x (WASH; 3/28/04)
Hit Streak	7 games	7 games

#6 Seth Dhaenens, INF (Chandler, Ariz.)

Category	2004 Best	Career Best (last)
At Bats	5 - 2x (Cal; 3/19)	Same
Runs	4 (UConn; 2/29)	Same
Hits	2 - 5x (ORU; 4/9)	Same
RBI	1 - 3x (Cal; 3/20)	Same
BB	3 - 2x (WASH; 3/28)	Same
SB	1	Same
2B	1 (LU; 2/20)	Same
HR	None	None
Hit Streak	6 games	None

#9 Colin Curtis, OF (Issaquah, Wash.)

Category	2004 Best	Career Best (last)
At Bats	5 (FSU; 2/7)	Same
Runs	3 - 2x (CSUN; 2/13)	Same
Hits	3 - 3x (Cal; 3/21)	Same
RBI	4 - 2x (UConn; 2/27)	Same
BB	3 (UConn; 2/28)	Same
SB	2 (LU; 2/20)	Same
2B	2 (Cal; 3/21)	Same
HR	1 - 4x (UConn; 2/28)	Same
Hit Streak	9 games	Same

#10 Joe Persichina, INF (Rollings Hills Estates, Calif.)

Category	2004 Best	Career Best (last)
At Bats	4 - 3x (GU; 2/16)	Same
Runs	3 (ECU; 3/7)	Same
Hits	3 - 3x (UCLA; 4/17)	Same
RBI	3 (ORU; 4/8)	Same
BB	2 - 2x (ECU; 3/7)	Same
SB	1 (ECU; 3/6)	Same
2B	2 (ECU; 3/7)	Same
3B	1 (ORU; 4/8)	Same
HR	1 (MEM; 2/21)	Same
Hit Streak	3 games	Same

#11 Jeff Larish, OF (Tempe, Ariz.)

Category	2004 Best	Career Best (last)
At Bats	6 (OKST; 3/17)	6 - 5x (OKST; 3/17/04)
Runs	2 - 4x (USC; 4/2)	4 (PORT; 5/15/02)
Hits	3 - 3x (USC; 4/2)	4 - 3x (ARIZ; 5/25/03)
RBI	4 - 2x (OKST; 3/17)	9 (SDSU; 1/26/03)
BB	3 (FSU; 2/8)	4 (WSU; 4/27/03)
SB	1 (USC; 4/2)	1 - 2x (PSU; 3/1/03)
2B	2 (OKST; 3/17)	4 (ARIZ; 5/25/03)
HR	1 - 2x (TUL; 3/13)	2 (SDSU; 1/26/03)
Hit Streak	8 games	17 games

#14 Frank Mesa, INF (Yuma, Ariz.)

Category	2004 Best	Career Best (last)
At Bats	4 - 2x (ARIZ; 2/24)	6 - 2x (BYU; 2/7/03)
Runs	2 (FSU; 2/8)	3 - 2x (SUU; 2/7/03)
Hits	2 (UConn; 2/27)	4 (BYU; 2/7/03)
RBI	1 - 4x (ECU; 3/6)	3 - 3x (WSU; 4/25/03)
BB	1 - 5x	3 (GU; 2/17/03)
SB	None	1 - 2x (Wichita State; 3/18/03)
2B	1 (CSUN; 2/13)	1 - 6x (UCLA; 4/18/03)
HR	None	1 (BYU; 2/7/03)
Hit Streak	2 games	5 games

#15 Josh Asanovich, 2B (Gold Canyon, Ariz.)

Category	2004 Best	Career Best (last)
At Bats	5 - 2x (OKST; 3/17)	Same
Runs	4 (UConn; 2/29)	Same
Hits	3 (ORU; 4/10)	Same
RBI	4 (UConn; 2/29)	Same
BB	3 (UCLA; 4/18)	Same
SB	2 (Arizona; 4/12)	Same
2B	2 (UConn; 2/29)	Same
HR	1 - 2x (USC; 4/3)	Same
Hit Streak	6 games	Same

#16 Nick Cadena, OF (Glendale, Ariz.)


Category	2004 Best	Career Best (last)
At Bats	6 (UConn; 2/29)	6 - 2x (UConn; 2/29/04)
Runs	1 - 3x (TUL; 3/13)	3 - 2x (USC; 5/19/02)
Hits	3 - 2x (TUL; 3/13)	3 - 5x (TUL; 3/13/04)
RBI	2 - 2x (USC; 4/4)	5 (USC; 5/19/02)
BB	1 (UConn; 2/28)	1 - 7x (UConn; 2/28/04)
SB	1 (FSU; 2/8)	1 - 2x (FSU; 2/8/04)
2B	1 (USC; 4/3)	1 - 3x (UHH; 1/19/03)
HR	1 - 2x (WASH; 3/28)	2 - 2x (USC; 5/19/02)
Hit Streak	2 games	4 games

#17 Ryan McKenna, OF (Elgin, Ill.)

Category	2004 Best	Career Best (last)
At Bats	3 - 2x (Cal; 3/20)	6 (Tenn; 5/2/01)
Runs	2 (UConn; 2/27)	3 (UCLA; 4/14/02)
Hits	2 (UConn; 2/27)	2 - 8x (UConn; 2/27/04)
RBI	3 (UConn; 2/27)	3 - 2x (UConn; 2/27/04)
BB	1 - 2x	2 - 2x (Nevada; 5/16/01)
SB	None	1 - 3x (OKST; 3/10/02)
2B	1 (FSU; 2/7)	1 - 5x (FSU; 2/7/04)
HR	None	1 (UNLV; 4/1/02)
Hit Streak	1 game	4 games



Sun Devil Baseball 2004



Position Players/Pitchers Single-Game and Career Highs

#19 Joel Bocchi, C/DH (Phoenix, Ariz.)

Category	2004 Best	Career Best (last)
At Bats	4 - 5x (Cal; 3/21)	5 (UHH; 1/17/03)
Runs	2 - 3x (OKST; 3/17)	2 - 3x (OKST; 3/17/04)
Hits	2 - 3x (ORU; 4/10)	4 (UHH; 1/17/03)
RBI	3 (Cal; 3/21)	3 - 4x (Cal; 3/21/04)
BB	2 - 2x (ECU; 3/7)	Same
SB	None	1 (UHH; 1/17/03)
2B	1 - 3x (Cal; 3/21)	1 - 7x (Cal; 3/21)
HR	None	1 - 2x (BYU; 2/8/03)
Hit Streak	6 games	6 games

#20 Nick Walsh, 2B/UTL (Alamo, Calif.)

Category	2004 Best	Career Best (last)
At Bats	5 (USC; 4/2)	6 - 2x (OSU; 5/14/03)
Runs	3 (USC; 4/2)	5 (WSU; 4/27/03)
Hits	4 (USC; 4/2)	6 (WSU; 4/27/03)
RBI	3 (ECU; 3/7)	7 (WSU; 4/27/03)
BB	2 (ORU; 4/8)	4 (UCLA; 5/19/01)
SB	1 (USC; 4/2)	1 - 9x (UNLV; 6/1/03)
2B	1 - 5x (UCLA; 4/17)	3 (WSU; 4/27/03)
HR	None	1 (WSU; 4/13/01)
Hit Streak	5 games	8 games

#27 Taylor Holiday, UTL (Laguna Niguel, Calif.)

Category	2004 Best	Career Best (last)
At Bats	--	None
Runs	--	None
Hits	--	None
RBI	--	None
BB	--	None
SB	--	None
2B	--	None
HR	--	None
Hit Streak	--	None

#32 Chris Cook, 1B (Mesa, Ariz.)

Category	2004 Best	Career Best (last)
At Bats	4 - 5x (ORU; 4/9)	Same
Runs	2 - 2x (OKST; 3/17)	Same
Hits	4 (UConn; 2/27)	Same
RBI	4 (UConn; 2/27)	Same
BB	2 (USC; 4/4)	Same
SB	1 (UConn; 2/29)	Same
2B	2 (UConn; 2/27)	Same
HR	1 - 2x (Cal; 3/20)	Same
Hit Streak	3 games	Same

#37 Zechry Zinicola, DH (San Bernadino, Calif.)

Category	2004 Best	Career Best (last)
At Bats	4 - 3x (WASH; 3/27)	Same
Runs	2 (UConn; 2/29)	Same
Hits	2 - 2x (OKST; 3/16)	Same
RBI	3 (UConn; 2/29)	Same
BB	2 (Arizona; 2/24)	Same
SB	None	None
2B	1 - 2x (Cal; 3/20)	None
HR	1 - 2x (ECU; 3/5)	Same
Hit Streak	6 games	Same

#39 Tuffy Gosewisch, C (Scottsdale, Ariz.)

Category	2004 Best	Career Best (last)
At Bats	5 (FSU; 2/7)	5 - 4x (FSU; 2/7/04)
Runs	3 (UConn; 2/29)	Same
Hits	3 - 2x (ECU; 3/7)	3 - 4x (ECU; 3/7/04)
RBI	3 (USC; 4/2)	3 - 4x (USC; 4/2/04)
BB	2 - 3x (UCLA; 4/16)	2 - 6x (UCLA; 4/16/04)
SB	None	1 - 2x (OKLA; 4/30/03)
2B	2 (FSU; 2/6)	2 - 2x (FSU; 2/6/04)
HR	1 - 2x (ORU; 4/9)	1 - 4x (ORU; 4/9/04)
Hit Streak	6 games	8 games

#21 Quentin Andes, RHP (Albuquerque, N.M.)

Category	2004 Best	Career Best (last)
Innings	3.0 - 2x (WASH; 3/27)	Same
Runs Allowed	3 (USC; 4/4)	Same
ER Allowed	3 (USC; 4/4)	Same
K's	4 (FSU; 2/8)	Same
BB	3 (UConn; 2/27)	Same
Hits Allowed	4 (USC; 4/4)	Same
WP	None	None
HBP	1 - 3x (USC; 4/3)	Same
Pitches	44 (FSU; 2/8)	Same

#26 Pat Cassa, LHP (Cypress, Calif.)

Category	2004 Best	Career Best (last)
Innings	6.0 (Memphis; 2/21)	Same
Runs Allowed	3 - 4x (UCLA; 4/18)	Same
ER Allowed	3 - 2x (UCLA; 4/18)	Same
K's	9 (Memphis; 2/21)	Same
BB	3 (UConn; 2/28)	Same
Hits Allowed	5 - 2x (UConn; 2/28)	Same
WP	None	None
HBP	None	None
Pitches	91 (Memphis; 2/21)	Same

#34 Jason Urquidez, RHP (Simi Valley, Calif.)

Category	2004 Best	Career Best (last)
Innings	9.0 (Rice; 2/22)	Same
Runs Allowed	5 (WASH; 3/26)	Same
ER Allowed	3 - 4x (USC; 4/2)	Same
K's	9 (FSU; 2/8)	Same
BB	6 (USC; 4/2)	Same
Hits Allowed	8 (UCLA; 4/17)	Same
WP	1 - 2x (ORU; 4/9)	Same
HBP	1 (ECU; 3/6)	Same
Pitches	141 (USC; 4/2)	Same

#35 Jeff Mousser, RHP (Tempe, Ariz.)

Category	2004 Best	Career Best (last)
Innings	7.0 - 2x (UCLA; 4/16)	9.0 - 2x (UNLV; 3/20/03)
Runs Allowed	5 - 2x (USC; 4/4)	13 - 2x (UNM; 3/13/03)
ER Allowed	5 (USC; 4/4)	13 (UNM; 3/13/03)
K's	6 (CSUN; 2/13)	10 - 2x (AFA; 4/25/02)
BB	3 (UConn; 2/27)	5 - 2x (USC; 5/31/02)
Hits Allowed	9 (TUL; 3/12)	13 - 3x (SDSU; 5/8/03)
WP	1 (LU; 2/20)	2 (WSU; 2/27/03)
HBP	3 (USC; 4/4)	5 (UNM; 3/13/03)
Pitches	88 (ECU; 3/5)	N/A

*includes career at BYU (2001-03)



Sun Devil Baseball 2004

Pitchers Single-Game Career and 2004 Highs

#37 Zechry Zinicola, RHP (San Bernadino, Calif.)

Category	2004 Best	Career Best (last)
Innings	7.0 (Cal; 3/21)	Same
Runs Allowed	5 (USC; 4/3)	Same
ER Allowed	5 (USC; 4/3)	Same
K's	5 - 2x (ARIZ; 4/12)	Same
BB	2 - 2x (OKST; 3/17)	Same
Hits Allowed	6 (Cal; 3/21)	Same
WP	1 - 3x (WASH; 3/28)	Same
HBP	1 - 2x (USC; 4/3)	Same
Pitches	103 (Cal; 3/21)	Same

#38 Ladd Hall, RHP (Hereford, Ariz.)

Category	2004 Best	Career Best (last)
Innings	---	None
Runs Allowed	---	None
ER Allowed	---	None
K's	---	None
BB	---	None
Hits Allowed	---	None
WP	---	None
HBP	---	None
Pitches	---	None

#40 Pat Bresnehan, RHP (Sherborn, Mass.)

Category	2004 Best	Career Best (last)
Innings	5.0 (Gonzaga; 2/16)	Same
Runs Allowed	6 (ORU; 4/8)	Same
ER Allowed	3 - 3x (ORU; 4/8)	Same
K's	7 (Gonzaga; 2/16)	Same
BB	4 - 2x (ORU; 4/8)	Same
Hits Allowed	6 (Cal; 3/21)	Same
WP	1 - 3x (ARIZ; 4/12)	Same
HBP	1 - 4x (USC; 4/4)	Same
Pitches	81 (Gonzaga; 2/16)	Same

#41 Josh Blake, LHP (Overland Park, Kan.)

Category	2004 Best	Career Best (last)
Innings	4.1 (Cal; 3/20)	Same
Runs Allowed	4 (UConn; 2/29)	Same
ER Allowed	4 (UConn; 2/29)	Same
K's	4 - 2x (Cal; 3/20)	Same
BB	4 (UCLA; 4/16)	Same
Hits Allowed	6 (UConn; 2/29)	Same
WP	1 (UConn; 2/29)	Same
HBP	1 - 2x (OKST; 3/17)	Same
Pitches	76 (Cal; 3/20)	Same

#45 Erik Averill, LHP (Orange, Calif.)

Category	2004 Best	Career Best (last)
Innings	5.0 (FSU; 2/7)	7.1 (UHH; 1/18/03)
Runs Allowed	7 (Gonzaga; 2/16)	Same
ER Allowed	6 (WASH; 3/26)	Same
K's	4 (TUL; 3/12)	8 (CSF; 6/6/03)
BB	3 (FSU; 2/7)	3 - 2x (FSU; 2/7/04)
Hits Allowed	8 - 2x (ORU; 4/8)	10 (CAL; 4/11/03)
WP	1 (ECU; 3/5)	1 (WASH; 5/17/03)
HBP	1 - 4x (ARIZ; 4/12)	4 (USC; 3/29/03)
Pitches	90 (FSU; 2/7)	110 (Cal; 4/11/03)

#47 Ty Marotz, RHP (Crystal Lake, Ill.)

Category	2004 Best	Career Best (last)
Innings	3.0 (OKST; 3/17)	Same
Runs Allowed	3 (UConn; 2/29)	Same
ER Allowed	2 (UConn; 2/29)	Same
K's	4 (ORU; 4/10)	Same
BB	1 - 5x (ORU; 4/10)	Same
Hits Allowed	3 - 2x (OKST; 3/17)	Same
WP	1 (OKST; 3/17)	Same
HBP	None	None
Pitches	54 (OKST; 3/17)	Same

#49 Brett Bordes, LHP (Mesa, Ariz.)

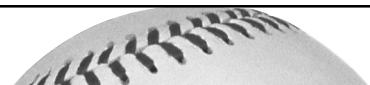
Category	2004 Best	Career Best (last)
Innings	6.0 - 2x (WASH; 3/27)	Same
Runs Allowed	6 (FSU; 2/7)	Same
ER Allowed	6 (FSU; 2/7)	Same
K's	10 (Arizona; 2/24)	Same
BB	5 (WASH; 3/27)	Same
Hits Allowed	6 (Cal; 3/20)	Same
WP	1 - 2x (UCLA; 4/18)	1 - 3x (UCLA; 4/18/04)
HBP	2 (Cal; 3/20)	1 - 2x (Arizona; 2/24/04)
Pitches	106 (WASH; 3/27)	Same

#50 Travis Webb, LHP (Spokane, Wash.)

Category	2004 Best	Career Best (last)
Innings	1.0 - 2x (OKST; 3/17)	Same
Runs Allowed	8 (Cal; 3/20)	Same
ER Allowed	1 - 2x (Cal; 3/20)	Same
K's	2 (UConn; 2/27)	Same
BB	3 (UConn; 2/27)	Same
Hits Allowed	8 (Cal; 3/20)	Same
WP	None	None
HBP	1 (USC; 4/3)	None
Pitches	40 (Cal; 3/20)	Same



Sun Devil Baseball 2004



Last Time it Happened in Sun Devil Baseball...

(Through 38 Games of 2004 Season)

Hitting Categories:

A SUN DEVIL HIT A GRAND SLAM: Dustin Pedroia, Feb. 28, 2004 vs. UConn (Packard Stadium)
HIT A WALK-OFF HOME RUN: Jeremy West, April 26, 2003 vs. Washington State (2-Run HR in 10th inning)
A SUN DEVIL LED OFF A GAME WITH A HR: Dustin Pedroia, Mar. 13, 2004 vs. #11 Tulane (1-1 count at Packard Stadium)
A SUN DEVIL HIT FOR THE CYCLE: Travis Buck, March 7, 2003 vs. Southern Utah (19-0 win)
THE DEVILS HIT FOR THE CYCLE TO OPEN A GAME: April 27, 2003 vs. Washington State in first inning (HR/2B/1B/3B)
THE DEVILS HIT BACK-TO-BACK HOME RUNS: Steve Garrabrants and Andre Ethier, May 25, 2003 vs. Arizona (7th Inning)
A SUN DEVIL HIT TWO HOME RUNS IN ONE GAME: Andre Ethier, May 15, 2003 vs. Arizona
A SUN DEVIL HIT THREE HOME RUNS IN A GAME: Jeremy West, April 27, 2003 vs. Washington State
A SUN DEVIL HAD 5 HITS IN A GAME: Travis Buck, Feb. 29, 2004 vs. Connecticut (5-for-5, 8 RBI, HR, 2B)
A SUN DEVIL HAD 6 HITS IN A GAME: Nick Walsh, April 27, 2003 vs. Washington State (6-for-6, 7 RBI, 3 2B)
A SUN DEVIL HAD 7 HITS IN A GAME: Jerry Mantlo, Feb. 6, 1972, vs. Michigan
A SUN DEVIL HAD 3 DOUBLES IN A GAME: Dustin Pedroia, Feb. 16, 2004 vs. Gonzaga
A SUN DEVIL HAD 4 DOUBLES IN A GAME: Travis Buck, Feb. 28 vs. Connecticut (16-5 victory)
A SUN DEVIL HIT 2 TRIPLES IN A GAME: Mel Stocker, May 13, 2000, vs. Washington (Packard Stadium)
A SUN DEVIL HAD 7 RBI IN A GAME: Nick Walsh, April 27, 2003 vs. Washington State
A SUN DEVIL HAD 8 RBI IN A GAME: Travis Buck, Feb. 29, 2004 vs. UConn (5-for-5, HR, 2B)
A SUN DEVIL HAD 9 RBI IN A GAME: Jeremy West, April 27, 2003 vs. Washington State
A SUN DEVIL STOLE 4 BASES IN A GAME: Mel Stocker, Feb. 1, 2001, vs. Southern Utah (Packard Stadium)
A SUN DEVIL STRAIGHT STEAL OF HOME: Colin Curtis, Feb. 20, 2004 vs. Lamar (Reckling Park, Houston, Texas, 8th inning)
A SUN DEVIL STRUCK OUT FOUR OR MORE TIMES IN A GAME: Casey Myers, April 29, 2000, at USC (Dedeaux Field)
A SUN DEVIL WALKED FOUR TIMES IN A GAME: Jeremy West, March 15, 2003 vs. Oklahoma (3 intentional)
A SUN DEVIL HITTER STRANDED SIX RUNNERS ON BASE: Andre Ethier (6), February 17, 2003 vs. Gonzaga
A SUN DEVIL RECORDED 13 TOTAL BASES: Jeremy West (14), April 27, 2003 vs. Washington State (3 HR, 2 1B)
A SUN DEVIL HAD TWO SAC BUNTS IN A GAME: Mike Lopez, May 12, 2001 at Washington (11-6 win in 10 innings)
A SUN DEVIL SCORED FIVE RUNS IN A GAME: Nick Walsh, April 27, 2003 vs. Washington State
A SUN DEVIL WAS HIT BY PITCHES TWO OR MORE TIMES: Travis Buck (2), April 25, 2003 vs. Washington State
AN OPPONENT HIT TWO HOME RUNS IN ONE GAME: Ryan McCarthy (UCLA), April 18, 2004 at Jackie Robinson Stadium

Pitching Categories:

A SUN DEVIL PITCHER THREW A NO-HITTER: Kevin Rawitzer, March 2, 1993, vs. Southern Utah (ASU 7, SUU 0)
A SUN DEVIL PITCHER THREW A PERFECT GAME: Eddie Bane, March 2, 1973, vs. Cal State Northridge (ASU 9, CSUN 0)
A SUN DEVIL PITCHER THREW A ONE-HITTER: Drew Friedberg, Jan. 24, 1999, vs. Hawaii-Hilo (ASU 10, Hilo 0)
A SUN DEVIL PITCHER THREW A TWO-HITTER: Will Waldrip, Jan. 23, 1999, vs. Hawaii-Hilo (ASU 3, Hilo 0)
ARIZONA STATE WAS NO-HIT: Phil Keller (Stanford), March 23, 1970 (Stanford 1, ASU 0)
ARIZONA STATE WAS ONE-HIT: Alan Dunn/Tim Meacham (Alabama), June 10, 1983 (Alabama 6, ASU 0)
A SUN DEVIL PITCHER THREW A COMPLETE GAME: Jason Urquidez, Feb. 22, 2004 (3-1 win over #1 Rice)
A SUN DEVIL PITCHER THREW BACK-TO-BACK COMPLETE GAMES: Robbie McClellan (3/2, 3/8, 2002)
AN OPPOSING PITCHER THREW A COMPLETE GAME: Mark Romanczuk (Stanford), March 24, 2003 (4-2 Stanford Win)
THE SUN DEVILS SHUT OUT AN OPPONENT (1 OR MORE PITCHERS): Arizona, Feb. 24, 2004 (3 times in 2004)
THE SUN DEVILS WERE SHUT OUT: Oklahoma (David Purcey/Jarod McAuliff), Feb. 15, 2004 (Oklahoma 6, ASU 0)
A SUN DEVIL STRUCK OUT 10 OR MORE BATTERS IN A GAME: Brett Bordes (10), Feb. 24, 2004 vs. #16 Arizona
A SUN DEVIL STRUCK OUT 15 OR MORE BATTERS IN A GAME: Mike Esposito (17), March 29, 2002 vs. UW
AN OPPOSING PITCHER STRUCK OUT 10 OR MORE SUN DEVILS: Rik Currier, USC, (11), April 28, 2000
THE SUN DEVIL PITCHING STAFF DID NOT WALK A BATTER: at UCLA, April 17, 2004 at Jackie Robinson Stadium
A SUN DEVIL PITCHER RECORDED 10 WINS IN A SEASON: Beau Vaughan (2003) -- 10-6
A SUN DEVIL PITCHER HIT THREE BATTERS IN A GAME: Jeff Mousser (3), April 4, 2004 vs. USC (10-3 loss at Packard Stadium)

Fielding Categories:

THE SUN DEVILS HAD NO ERRORS IN A GAME: April 18 at UCLA (10-11 loss at Jackie Robinson Stadium) - 13 times in 2004.
THE SUN DEVILS COMMITTED FIVE ERRORS IN A GAME: April 17, 2001 at New Mexico State (19-16 loss)
A SUN DEVIL COMMITTED THREE OR MORE ERRORS IN A GAME: Joel Bocchi, Mar. 29, 2002 vs. Washington (3)
A SUN DEVIL HAD 15 OR MORE PUTOUTS IN A GAME: Tuffy Gosewisch (16), Feb. 8, 2004 vs. Florida State
A SUN DEVIL HAD 20 OR MORE PUTOUTS IN A GAME: Jeff Phelps (21), March 6, 1999, vs. Stanford
A SUN DEVIL HAD EIGHT OR MORE ASSISTS IN A GAME: Dennis Wyrick (SS), Feb. 6, 2000, vs. Florida State
THE SUN DEVILS TURNED FIVE DOUBLE PLAYS IN A GAME: May 7, 1999, vs. Washington (Husky Ballpark)
THE SUN DEVILS TURNED A TRIPLE PLAY: April 16, 2004 at UCLA (Travis Buck (RF), Dustin Pedroia (SS), Seth Dhaenens (3B)).

Scoring and Misc. Categories:

THE SUN DEVILS RECORDED 20 OR MORE HITS: 21, Feb. 27, 2004 vs. UConn (18-2 win at Packard Stadium)
THE SUN DEVILS RECORDED 20 HITS IN BACK-TO-BACK GAMES: WSU/UCLA, April 17, 25, 2003 (21 and 21)
THE SUN DEVILS SCORED 20 OR MORE RUNS: 25, April 27, 2003 vs. Washington State (25-0 win at Packard Stadium)
THE SUN DEVILS SCORED 30 OR MORE RUNS: 32, March 4, 2000, vs. Arizona (Packard Stadium)
THE SUN DEVILS SCORED 10 OR MORE RUNS IN AN INNING: (12 - 9th) New Mexico State, May 31, 2003 (15-0 win)
THE SUN DEVILS LEFT 15 OR MORE RUNNERS ON BASE: Florida State (15) -- 12-6 win at Packard Stadium.
ASU SWEEP A THREE-GAME PAC-10 SERIES: Arizona; May 23-25, 2003 (5-2, 16-0, 15-2)
ASU WAS SWEEP IN A PAC-10 SERIES: at UCLA, April 16-18, 1999 (11-10 L, 9-3 L, 8-6 L)
ASU WAS SWEEP IN A PAC-10 SERIES AT HOME: vs. USC, March 27-29, 1997 at Packard Stadium (12-7 L, 15-4 L, 11-7 L)
THE SUN DEVILS PLAYED BACK-TO-BACK EXTRA-INNING GAMES: March 22-23, 2003 vs. Stanford at Packard Stadium

